



# An Epidemic Model of Zoonotic Visceral Leishmaniasis with Time Delay

L. Adamu, N. Hussaini\*

*Department of Mathematical Sciences, Bayero University, Kano, Nigeria.*

## Abstract

This paper presents a mathematical model with time delay for the transmission dynamics of zoonotic visceral leishmaniasis (ZVL which is caused by protozoan parasite leishmania infantum and transmitted by female sandflies). Qualitative analysis of the ODE version of the model reveals that the disease-free equilibrium of the model is globally asymptotically stable when the basic reproduction number,  $R_0$ , is less than unity. Using time delay as a bifurcation parameter in the delay-differential version of the model, it has been shown that the incubation period has significant effect on the stability of the equilibria and we derived the condition for Hopf bifurcation to occur.

**Keywords:** ZVL, Stability, Hopf bifurcation, Time delay

### Article History :

Received: 01 April 2019

Received in revised form: 05 May 2019

Accepted for publication: 06 May 2019

Published: 09 May 2019

©2019 Journal of the Nigerian Society of Physical Sciences. All rights reserved.

Communicated by: B. J. Falaye

## 1. Introduction

Leishmaniasis is a disease caused by a group of protozoan parasite called *leishmania*. It is transmitted to humans by the bite of infected female phlebotomine sandfly that fed previously on an infected reservoir or infected human. More than 20 leishmania species are known to be transmitted to humans and over 90 sandfly species are known to transmit leishmania parasites [1].

There are basically three forms of the diseases namely: Visceral leishmaniasis (VL), Cutaneous leishmaniasis (CL), and Mucocutaneous leishmaniasis. VL also known as *kala azar* has two major forms which differ in their characteristics transmission, namely (i) zoonotic visceral leishmaniasis (ZVL) and (ii) Anthroponotic visceral leishmaniasis (AVL). ZVL, infects

mostly children and immunosuppressed individuals, is transmitted from animal reservoir to female phlebotomine sandflies and then to humans [2]. ZVL posed a serious public health threat due to the fact that 200,000–400,000 incidences are estimated yearly [3, 4]. As noted in [5], ZVL is endemic in Africa, Europe (particularly the Mediterranean region) and Asia (particularly the Indian subcontinent).

A complication of visceral leishmaniasis is known as post *kala-azar dermal leishmaniasis* (PKDL) usually appear 6 months to 1 or more years after treatment. PKDL is self-healing [6, 7, 8]. There is no licensed vaccine against any form of leishmaniasis including the ZVL (although a number of candidate vaccines are at various stages of development and clinical trials) [9–12]. On the other hand, vaccine against ZVL for reservoir exists [13, 14]. Furthermore, drugs like *miltefosine*, *paromomycin* and *liposomal amphotericin B* can be used to cure ZVL patients [15, 16].

Evidence has shown that when a susceptible human, sand-

\*Corresponding author tel. no: +2348037594137

Email address: [nhussaini.mth@buk.edu.ng](mailto:nhussaini.mth@buk.edu.ng) (N. Hussaini)

fly or reservoir is infected, there is an incubation period during which the infectious agent develops. The incubation periods for humans, sandflies and reservoir range from 2 to 6 months, 8 to 6 days, and 3 to 7 years, respectively [6, 17, 18]. Furthermore, to capture the effect of the incubation period on the transmission dynamics of ZVL it is important to incorporate delay caused by the incubation period in the ZVL model.

Mathematical models have been developed to study the dynamics of zoonotic visceral leishmaniasis (for instance, see Refs. [12, 19-23] and some reference therein). The aforementioned models do not, however, incorporate an important aspect of the disease, that is the incubation period. A few mathematical modeling studies, such as those by [11, 24, 25] incorporated time delay in the transmission dynamics of the vector. Since the incubation period in the reservoir is the longest in comparison to the time the parasite takes to develop in humans or sandflies. Thus, it is instructive to study the effect of ZVL latency period in the reservoir population on the transmission dynamics of the disease.

The paper is organized as follows. The model is formulated in Section 2. The ODE version of the model is introduced and analyzed in Section 3. The analysis of the model with time delay is carried out in Section 4. The paper is concluded in Section 5.

## 2. Model Formulation

Three different populations, at time  $t$ , are considered, namely: human host population denoted by  $N_H(t)$ , vector population denoted by  $N_V(t)$ , and reservoir host population denoted by  $N_R(t)$ . The total human host population is compartmentalized into four subpopulation namely: susceptible humans ( $S_H(t)$ ), ZVL infected individuals ( $I_H(t)$ ), individuals who developed PKDL ( $P_H(t)$ ), and individuals who recovered from ZVL ( $R_H(t)$ ), so that:

$$N_H(t) = S_H(t) + I_H(t) + P_H(t) + R_H(t).$$

Similarly, the total population of vector ( $N_V(t)$ ) is sub-divided into susceptible vector ( $S_V(t)$ ), and ZVL-infected vector ( $I_V(t)$ ), so that:

$$N_V(t) = S_V(t) + I_V(t).$$

Furthermore, the reservoir population is categorized into susceptible reservoir ( $S_R(t)$ ), and ZVL-infected reservoir ( $I_R(t)$ ), such that:

$$N_R(t) = S_R(t) + I_R(t).$$

The delay-differential model for the transmission dynamics of zoonotic visceral leishmaniasis in human, sandfly and reservoir populations is given by the following deterministic autonomous system of non-linear delay differential equations (a schematic diagram of the model is depicted in fig 1, the state variables and the parameters of the model are described in Table 1 and 2, respectively):

$$\begin{aligned} S'_H &= \Pi_H - \lambda_H S_H I_V - \mu_H S_H, \\ I'_H &= \lambda_H S_H I_V - (\zeta_H + \mu_H + \delta_H) I_H, \end{aligned}$$

$$\begin{aligned} P'_H &= (1 - f_1)\zeta_H I_H - (\beta + \gamma + \mu_H)P_H, \\ R'_H &= f_1\zeta_H I_H + (\gamma + \beta)P_H - \mu_H R_H, \\ S'_V &= \Pi_V - \lambda_V S_V I_R - \mu_V S_V, \\ I'_V &= \lambda_V S_V I_R - \mu_V I_V, \\ S'_R &= \Pi_R - \lambda_R S_R(t - \tau)I_V(t - \tau) - \mu_R S_R, \\ I'_R &= \lambda_R S_R(t - \tau)I_V(t - \tau) - \mu_R I_R, \end{aligned} \quad (1)$$

with

$$\begin{aligned} N'_H &= \Pi_H - \mu_H N_H, \\ N'_V &= \Pi_V - \mu_H N_V, \\ N'_R &= \Pi_R - \mu_R N_R, \end{aligned}$$

where  $\tau \geq 0$  represents the incubation time that the reservoir needed to become infectious.

The susceptible human population ( $S_H(t)$ ) is recruited at a constant rate  $\Pi_H$  and diminished as a result of infection from an infected sandfly ( $I_V$ ) at per capita rate ( $\lambda_H$ ) so that the incidence of new infection is given by  $\lambda_H S_H I_V$ . The population is decreased by natural death  $\mu_H$  (assumed to be the same in all compartments of humans). Here we neglect the incubation period in humans, since in ZVL humans are not contributing to the disease transmission unlike in AVL [26] ZVL symptomatic individuals  $I_H$  are generated at the rate  $\lambda_H$  and decreased by recovery at a rate  $\zeta_H$ . A fraction  $f_1$  of individuals recovered and the remaining fraction  $(1 - f_1)$  developed PKDL. The population of individuals with PKDL  $P_H$  is decreased by treatment at a rate  $\gamma$  or natural recovery at rate  $\beta$ . The population of individuals recovered from ZVL is generated at the rates  $f_1\zeta_H$ ,  $\beta$  and  $\gamma$ .

The population of susceptible female sandflies is generated at a constant rate  $\Pi_V$  and diminished following contact with infected reservoir  $I_R$  at per capita infection rate  $\lambda_V$  so that the incidence of new infection is given by the mass action term  $\lambda_V S_V I_R$ . We neglect the incubation period in sandflies since it is very short. Furthermore, the population is decreased by natural death at a rate  $\mu_V$  (assumed to be the same in both the compartments of sandflies).

The latency period in the reservoir is very long, as such we, therefore introduced time delay  $\tau$  to capture this period. At time  $t$ , susceptible reservoirs (that are recruited into the population at constant rate  $\Pi_R$ ) get ZVL infection as a result of contact with sandflies that have been infected at time  $t - \tau$  (assumed reservoirs survived the incubation period  $\tau$ ) when bitten by an infectious sandfly at a rate  $\lambda_R$ .

Thus, the population of infected reservoirs is generated at the rate  $\lambda_R S_R(t - \tau)I_V(t - \tau)$  and diminished by natural death (at a rate  $\mu_R$ ). We assume that all the parameters of the model to be non-negative. For the human, sandfly, and reservoir the corresponding population sizes are asymptotically constant i.e.,  $N_H(t) \rightarrow \frac{\Pi_H}{\mu_H}$  as  $t \rightarrow \infty$ ,  $N_V(t) \rightarrow \frac{\Pi_V}{\mu_V}$ ,  $N_R(t) \rightarrow \frac{\Pi_R}{\mu_R}$  as  $t \rightarrow \infty$ . Without loss of generality we assume that  $N_H(t) = \frac{\Pi_H}{\mu_H}$ ,  $N_V(t) = \frac{\Pi_V}{\mu_V}$ ,  $N_R(t) = \frac{\Pi_R}{\mu_R}$   $\forall t \geq 0$ .

The dynamics of system (1) are qualitatively equivalent to

the dynamics of the following system given by

$$\begin{aligned} S'_H &= \Pi_H - \lambda_H S_H I_V - \mu_H S_H, \\ I'_H &= \lambda_H S_H I_V - (\zeta_H + \mu_H) I_H, \\ P'_H &= (1 - f_1) \zeta_H I_H - (\beta + \gamma + \mu_H) P_H, \\ I'_V &= \lambda_V \left( \frac{\Pi_V}{\mu_V} - I_V \right) I_R - \mu_V I_V, \\ I'_R &= \lambda_R \left( \frac{\Pi_R}{\mu_R} - I_R(t - \tau) \right) I_V(t - \tau) - \mu_R I_R. \end{aligned} \quad (2)$$

The initial conditions for the above system take the form:  $S_H(\theta) = \phi_1(\theta)$ ,  $I_H(\theta) = \phi_2(\theta)$ ,  $P_H(\theta) = \phi_3(\theta)$ ,  $I_V(\theta) = \phi_4(\theta)$ ,  $I_R(\theta) = \phi_5(\theta)$ ,  $\phi_i \geq 0$ ,  $i = 1, 2, 3, 4, 5$ ,  $\theta \in [-\tau, 0]$ ,  $\phi_i(0) > 0$  where  $\phi = (\phi_i(\theta)) \in C^+ \times C^+$ . Here,  $C$  denote the Banach space  $C = C([-\tau, 0], \mathbb{R})$  of continuous function mapping the interval  $[-\tau, 0]$  into  $\mathbb{R}$ . The non-negativity of the cone is defined as  $C^+ = C([-\tau, 0], \mathbb{R}^+)$ .

Some of the main assumptions made in the formulation of the model are as follows;

- i. Homogeneous mixing among the vector-hosts populations (that is, a sandfly has an equal chance of biting any human or reservoir host);
- ii. PKDL infected individuals can recover naturally or due to treatment [7];
- iii. Rate of PKDL relapse to ZVL is assumed negligible (hence not considered)[27];
- iv. PKDL is not life-threatening (no PKDL-induced death is assumed)[12];
- v. ZVL-infected individuals recover successfully or develop PKDL [7];
- vi. Treated infected reservoirs do not usually get cured but develop an immune response that prevents them from becoming infectious [28, 29];
- vii. No direct transmission within reservoirs and also within sandflies [2].
- viii. Death rate for humans due to ZVL-infection is assumed to be negligible (hence not accounted for)[18]

### 3. Analysis of the model without delay

We consider a special case of the delay-differential model where there is no incubation period (i.e  $\tau = 0$ ). The ODE version of the model is given by

$$\begin{aligned} S'_H &= \Pi_H - \lambda_H S_H I_V - \mu_H S_H, \\ I'_H &= \lambda_H S_H I_V - (\zeta_H + \mu_H) I_H, \\ P'_H &= (1 - f_1) \zeta_H I_H - (\beta + \gamma + \mu_H) P_H, \\ I'_V &= \lambda_V \left( \frac{\Pi_V}{\mu_V} - I_V \right) I_R - \mu_V I_V, \\ I'_R &= \lambda_R \left( \frac{\Pi_R}{\mu_R} - I_R \right) I_V - \mu_R I_R. \end{aligned} \quad (3)$$

#### 3.1. Invariant region:

It can be shown that the biologically-feasible region:

$$\Omega = \left\{ (S_H, I_H, P_H, I_V, I_R) \in \mathbb{R}_+^5 : S_H, I_H, P_H, I_V, I_R \geq 0, N_H \leq \frac{\Pi_H}{\mu_H}, N_V \leq \frac{\Pi_V}{\mu_V}, N_R \leq \frac{\Pi_R}{\mu_R} \right\},$$

is positively-invariant (see for instance [5, 30]) i.e all solutions starting in  $\Omega$  remain in  $\Omega \forall t \geq 0$ . Thus it is sufficient to consider the dynamics of system (3) in  $\Omega$ .

#### 3.2. Stability of disease-free equilibrium (DFE)

The model (3) has a DFE obtained by setting the right-hand sides of the equations in the model to zero, given by

$$\mathcal{E}_0 = (S_H^o, I_H^o, P_H^o, I_V^o, I_R^o) = \left( \frac{\Pi_H}{\mu_H}, 0, 0, 0, 0 \right). \quad (4)$$

It follows that the associated basic reproduction number of the model (2) denoted by  $R_0$  is defined as:

$$R_0 = \sqrt{\frac{\lambda_R \Pi_R \lambda_V \Pi_V}{\mu_R^2 \mu_V^2}} \quad (5)$$

#### 3.3. Epidemiological interpretation of $R_0$

We can epidemiologically interpret the terms in the expression for the threshold quantity  $R_0$  as follows. The term gives the number of secondary infections that one infectious host can generate only through a vector and reservoir transmission. Susceptible sandflies get ZVL-infection following effective contact with an infected reservoir ( $I_R$ ), the number of susceptible sandfly  $\frac{\Pi_V}{\mu_V}$  generated by infected reservoir near DFE is the product of infection rate of infected reservoir  $\lambda_R \frac{\Pi_V}{\mu_V}$  and the average life expectancy of the infected reservoir ( $\frac{1}{\mu_R}$ ). Thus the average number of new sandfly infections generated by an infected reservoir is given by  $\frac{\lambda_R \Pi_V}{\mu_R \mu_V}$ .

Similarly, the expression  $\frac{\lambda_V \Pi_R}{\mu_V \mu_R}$  account for the number of new reservoir infections caused by an infected sandfly over the expected infection period. The humans contribute nothing to the ZVL transmission.

**Theorem 3.1.** *If  $R_0 \leq 1$ , then the disease-free equilibrium  $\mathcal{E}_0$  of (3) is globally asymptotically stable in  $\Omega$*

*Proof.* Consider the following Liapunov function

$$\begin{aligned} L &= \lambda_R \Pi_R I_H + \lambda_R \Pi_R P_H + \mu_V \mu_R I_V + \lambda_V \Pi_V I_R \\ L' &= \lambda_R \Pi_R [\lambda_H S_H I_V - (\zeta_H + \mu_H) I_H] \\ &\quad + \lambda_R \Pi_R [(1 - f_1) \zeta_H I_H - (\beta + \gamma + \mu_H) P_H] \\ &\quad + \mu_V \mu_R \left[ \lambda_V \left( \frac{\Pi_V}{\mu_V} - I_V \right) I_R - \mu_V I_V \right] \\ &\quad + \lambda_V \Pi_V \left[ \lambda_R \left( \frac{\Pi_R}{\mu_R} - I_R \right) I_V - \mu_R I_R \right] \\ L' &= \lambda_R \lambda_R \Pi_R S_H I_V - (\mu_H \lambda_R \Pi_R + \lambda_R \Pi_R f_1 \zeta_H) I_H \end{aligned}$$

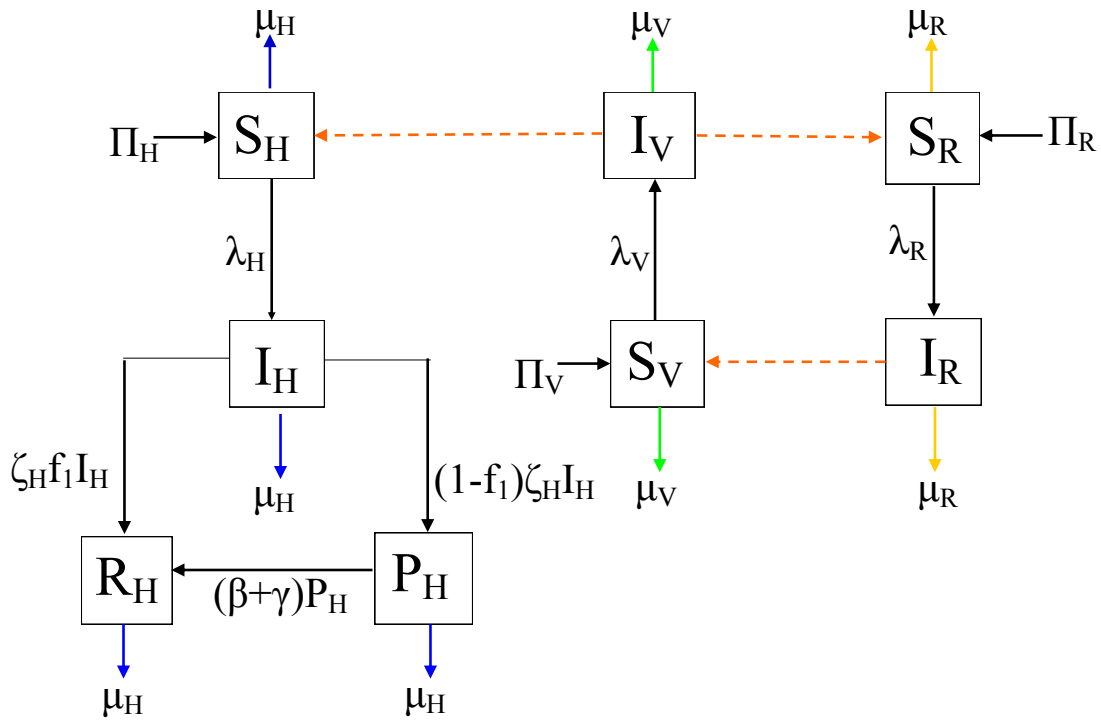


Figure 1: Schematic diagram of the model (1). Solid arrows indicate transitions and dashed arrow indicates interaction. Expressions next to arrows show the *per capita* flow rate between compartments.

Table 1: Description of the state variables of the model.

Variable	Interpretation
$N_H$	Total population of humans
$S_H$	Population of susceptible humans with risk of ZVL infection
$I_H$	Population of ZVL-infected humans with symptoms of ZVL
$P_H$	ZVL-infected humans with PKDL
$R_H$	ZVL-recovered individuals
$N_V$	Total population of Sandflies
$S_V$	Population of susceptible Sandflies
$I_V$	Population of ZVL-infected Sandflies
$N_R$	Total population of reservoir
$S_R$	Population of susceptible reservoir with risk of ZVL-infection
$I_R$	ZVL-infected reservoir with symptoms of ZVL

$$\begin{aligned}
 & + \left( \frac{\mu_V \mu_R \lambda_V \lambda_R \Pi_V}{\mu_V} - \Pi_V \lambda_V \mu_R \right) I_R \\
 & - (\mu_V \mu_R \lambda_V \lambda_R) I_R I_V \\
 & + \mu_V^2 \mu_R \left( \frac{\Pi_V \lambda_V \lambda_R \Pi_R}{\mu_V^2 \mu_R^2} - 1 \right) I_V \\
 & \leq \mu^2 \mu_R \left( \frac{\Pi_V \lambda_V \lambda_R \Pi_R}{\mu_V^2 \mu_R^2} - 1 \right) I_V \\
 L' & = \mu^2 \mu_R (R_0^2 - 1) I_V \leq 0
 \end{aligned}$$

if  $R_0 \leq 1$ . Thus if  $R_0 \leq 1$  the derivative  $L' = 0$  if and only if and  $I_V = 0$ . Furthermore the case  $R_0 = 1$  the derivative  $L' = 0$ , consequently the largest compact invariant set in  $\{(S_H, I_H, P_H, I_V, I_R) \in$

Table 2: Description of the state variables of the model.

Parameter	Interpretation
$\Pi_H, \Pi_V, \Pi_R$	Recruitment rate for humans, vector and reservoir
$\lambda_H$	Rates of direct transmission in humans
$\lambda_V$	Rates of direct transmission in sandflies
$\lambda_R$	Rates of direct transmission in reservoir
$\mu_H, \mu_V, \mu_R$	Natural death rates of humans, sandflies and reservoir , respectively
$\zeta_H$	Recovery rate of a human from ZVL-infection
$f_1$	Fraction of those who recovered from ZVL
$\tau$	Incubation period of the disease
$\beta$	PKDL natural recovery rate
$\gamma$	PKDL treatment rate

$\Omega : L' = 0$ ) when  $R_0 \leq 1$ , is the singleton set  $\{\mathcal{E}_0\}$ , therefore by Lasalle-invariance principle [31], every solution that starts in  $\Omega$  approaches  $\mathcal{E}_0$  as  $t \rightarrow \infty$ .  $\square$

### 3.4. Existence of an endemic equilibrium and its stability

In order to obtain an endemic equilibrium where at least one of the infected component is non zero, we let  $\mathcal{E}^* = (S_H^*, I_H^*, P_H^*, I_V^*, I_R^*)$  be an arbitrary endemic equilibrium of the model (3), solving (3) at equilibrium, the non-trivial equilibrium is given by:

$$S_H^* = \frac{\lambda_R \mu_V \Pi_H (\lambda_V \Pi_R + \mu_V \mu_R)}{g_1},$$

$$I_H^* = \frac{\Pi_H \lambda_H \mu_V^2 \mu_R^2 (R_0 - 1)}{(\zeta_H + \mu_H + \delta_H) g_1},$$

$$P_H^* = \frac{\lambda_H \Pi_H \mu_V^2 \mu_R^2 (R_0 - 1) \zeta_H (1 - f_1)}{g_2 g_1},$$

$$I_V^* = \frac{\mu_V^2 \mu_R^2 (R_0 - 1)}{(\mu_V \mu_R + \Pi_R \lambda_V) \lambda_R \mu_V},$$

$$I_R^* = \frac{\mu_V^2 \mu_R^2 (R_0 - 1)}{(\Pi_V \lambda_R + \mu_V \mu_R) \lambda_V \mu_R},$$

where,

$$g_1 = \mu_V^2 \mu_R^2 \lambda_H (R_0 - 1) + \lambda_R \mu_V \mu_H (\lambda_V \Pi_R + \mu_V \mu_R),$$

$$g_2 = (\zeta_H + \mu_H)(\beta + \gamma + \mu_H).$$

**Lemma 3.2.** *The endemic equilibrium  $\mathcal{E}^*$  of model (3) is locally asymptotically stable if  $R_0 \geq 1$ .*

*Proof.* We linearize the system (3) at an endemic equilibrium to obtain the corresponding characteristic equation as follows:

$$\det \begin{pmatrix} K_1 - \lambda & 0 & 0 & -\lambda_H S_H^* & 0 \\ -\lambda_H I_V^* & K_2 - \lambda & 0 & \lambda_H S_H^* & 0 \\ 0 & (1 - f_1) \zeta_H & K_3 - \lambda & 0 & 0 \\ 0 & 0 & 0 & K_4 - \lambda & \lambda_V (\frac{\Pi_V}{\mu_V} - I_V^*) \\ 0 & 0 & 0 & \lambda_R (\frac{\Pi_R}{\mu_R} - I_R^*) & K_5 - \lambda \end{pmatrix} = 0, \quad (6)$$

where,

$$K_1 = -\lambda_H I_V^* - \mu_H, \quad K_2 = -(\zeta_H + \mu_H), \quad K_3 = -(\beta + \gamma + \mu_H), \\ K_4 = -(\lambda_V I_R^* + \mu_V), \quad K_5 = -(\lambda_R I_R^* + \mu_R).$$

Then we have the following characteristics equation

$$(K_1 - \lambda)(K_2 - \lambda)(K_3 - \lambda)(\lambda^2 + (\lambda_V I_R^* + \lambda_R I_V^* + \mu_V + \mu_R)\lambda + \lambda_V \mu_R I_R^* + \mu_V \lambda_R I_V^* + \lambda_V \lambda_R I_V^* I_R^*) = 0, \quad (7)$$

which has negative roots  $\lambda_1 = -(\zeta_H + \mu_H) < 0$ , and  $\lambda_2 = -(\beta + \gamma + \mu_H) < 0$ . Furthermore,  $\lambda_3 = -(\lambda_H I_V^* + \mu_H) < 0$  if  $R_0 > 1$  (i.e.,  $I_V^* > 0$ ).

Other roots are given by the following equation

$$\lambda^2 + (\lambda_V I_R^* + \lambda_R I_V^* + \mu_V + \mu_R)\lambda + \lambda_V \mu_R I_R^* + \mu_V \lambda_R I_V^* + \lambda_V \lambda_R I_V^* I_R^* = 0. \quad (8)$$

According to Descartes's Rule of sign changes, if  $R_0 \geq 1$  (i.e.,  $I_V^* \geq 0$ , and  $I_R^* \geq 0$ ), then the above equation has no sign changes in its coefficients and therefore there will be no roots whose real part is positive. This shows that the the endemic equilibrium is stable. Furthermore, if  $R_0 \leq 1$ , then the above equation has sign changes in its coefficients. Therefore one of the roots has its real part positive and the endemic equilibrium is unstable.  $\square$

## 4. Analysis of the model with delay

Next we analyze the dynamics of system (2) where the time delay is non-zero ( $\tau \neq 0$ ).

**Theorem 4.1.** *The disease-free equilibrium  $\mathcal{E}_0$  of model (2) is locally asymptotically stable if  $R_0 < 1$  and unstable if  $R_0 > 1$ .*

*Proof.* We linearize the system (2) with delay around the disease-free equilibrium, then the characteristics equation correspond-

ing to the jacobian matrix is given by:

$$\det \begin{pmatrix} \lambda + \mu_H & 0 & 0 & \lambda_H \frac{\Pi_H}{\mu_H} & 0 \\ 0 & \lambda + P_1 & 0 & -\lambda_H \frac{\Pi_H}{\mu_H} & 0 \\ 0 & -(1-f)\zeta_H & \lambda + P_2 & 0 & 0 \\ 0 & 0 & 0 & \lambda + \mu_V & -\frac{\lambda_V \Pi_V}{\mu_V} \\ 0 & 0 & 0 & -\frac{\lambda_R \Pi_R e^{-\lambda\tau}}{\mu_R} & \lambda + \mu_R \end{pmatrix} = 0, \quad (9)$$

where,

$$P_1 = \zeta_H + \mu_H, P_2 = \beta + \gamma + \mu_H. \text{ Thus,}$$

$$(\lambda + \mu_H)(\lambda + \zeta_H \mu_H)(\lambda + \beta + \gamma + \mu_H)(-\mu_V \mu_R \lambda^2 - h\lambda - \mu_V^2 \mu_R^2 + \lambda_V \Pi_V \lambda_R \Pi_R e^{-\lambda\tau}) = 0, \quad (10)$$

where  $h = \mu_V \mu_R^2 + \mu_V^2 \mu_R$ .

The equation (10) has the following roots with negative real part, namely:  $\lambda = -\mu_H$ ,  $\lambda = -(\mu_H + \zeta_H)$ ,  $\lambda = -(\beta + \gamma + \mu_H)$  and the remaining roots of

$$\begin{aligned} F(\lambda, \tau) &= -\mu_V \mu_R \lambda^2 - (\mu_V \mu_R^2 + \mu_V^2 \mu_R) \lambda \\ &\quad - \mu_V^2 \mu_R^2 + \lambda_V \Pi_V \lambda_R \Pi_R e^{-\lambda\tau} \\ &= \lambda^2 + (\mu_V + \mu_R) \lambda + \mu_V \mu_R (1 - R_0 e^{-\lambda\tau}) = 0. \end{aligned} \quad (11)$$

For  $\tau = 0$  we obtain the same characteristics polynomial as in ODE case (without delay) i.e,

$$F(\lambda, 0) = \lambda^2 + (\mu_V + \mu_R) \lambda + \mu_V \mu_R (1 - R_0) = 0. \quad (12)$$

Again, it follows from Descarte's rule of signs changes that equation (12) has roots with negative real part whenever  $R_0 < 1$  and thus, the disease free equilibrium is stable. If  $R_0 > 1$  then equation (12) has at most one of its root whose real part is positive and the disease free equilibrium is unstable.

For  $\tau \neq 0$ , suppose  $R_0 > 1$ , we show that equation (11) has a positive roots and the disease free equilibrium is unstable. To see this, we rearrange the equation (11) in form:

$$\lambda^2 + (\mu_V + \mu_R) \lambda = \mu_V \mu_R (R_0 e^{-\lambda\tau} - 1). \quad (13)$$

Suppose  $\lambda \in \mathbb{R}$ , let  $H(\lambda)$  be the left-hand side of (13) and  $G(\lambda)$  be the right-hand side. Then  $H(0) = 0$  and  $\lim_{\lambda \rightarrow \infty} H(\lambda) = \infty$ . Moreso, the function  $G(\lambda)$  is decreasing function of  $\lambda$  and  $G(0) = \mu_V \mu_R (R_0 - 1) > 0$  as such the two functions must intersect for some  $\lambda^* > 0$ . As such equation (13) has a positive real solution and the disease-free equilibrium is unstable.

Now for  $R_0 < 1$  we claim equation (13) does not have a non-negative real roots. In this case for  $\lambda \geq 0$ ,  $H(\lambda)$  is increasing and  $G(\lambda)$  is still decreasing function of  $\lambda$  but  $G(0) = \mu_V \mu_R (R_0 - 1) < 0$ . Thus if equation (13) has roots whose real parts is non-negative, there must be complex conjugate roots which cross the imaginary axis. Also by Rouché's theorem, if instability occur for a particular value of delay  $\tau$ , a characteristic root of equation (13) intersect the imaginary axis. Consequently, equation (13) must have a pair of purely imaginary

solutions for some  $\tau > 0$ . Assume that  $\lambda = i\omega$ , and without loss of generality assume that  $\omega > 0$  is a root of (13) that is  $\omega$  satisfies the following equation:

$$\begin{aligned} -\omega^2 + (\mu_V + \mu_R)i\omega + \mu_V \mu_R - \frac{\lambda_V \Pi_V \lambda_R \Pi_R}{\mu_V \mu_R} \\ (\cos(\omega\tau) - i \sin(\omega\tau)) = 0. \end{aligned}$$

Separate the real and the imaginary part and obtain the following:

$$-\omega^2 + \mu_V \mu_R = \frac{\lambda_V \Pi_V \lambda_R \Pi_R}{\mu_V \mu_R} \cos(\omega\tau), \quad (14)$$

$$(\mu_V + \mu_R)\omega = -\frac{\lambda_V \Pi_V \lambda_R \Pi_R}{\mu_V \mu_R} \sin(\omega\tau). \quad (15)$$

Square both sides of each equation above and add the squared equations to obtain the following fourth order equations in  $\omega$  :

$$\omega^4 + (\mu_V + \mu_R)\omega^2 + \mu_V^2 \mu_R^2 - \frac{\lambda_V^2 \Pi_V^2 \lambda_R^2 \Pi_R^2}{\mu_V^2 \mu_R^2} = 0. \quad (16)$$

Let  $\sigma = \omega^2$  so that equation (16) can be reduced to quadratic form as follows:

$$\sigma^2 + (\mu_V + \mu_R)\sigma + \mu_V^2 \mu_R^2 - \frac{\lambda_V^2 \Pi_V^2 \lambda_R^2 \Pi_R^2}{\mu_V^2 \mu_R^2} = 0. \quad (17)$$

We denote the coefficient as:

$$a_{11} = (\mu_V^2 + \mu_R^2) > 0,$$

$$\begin{aligned} a_{12} &= \mu_V^2 \mu_R^2 - \frac{\lambda_V^2 \Pi_V^2 \lambda_R^2 \Pi_R^2}{\mu_V^2 \mu_R^2} \\ &= \left( \mu_V \mu_R - \frac{\lambda_V \Pi_V \lambda_R \Pi_R}{\mu_V \mu_R} \right) \left( \mu_V \mu_R + \frac{\lambda_V \Pi_V \lambda_R \Pi_R}{\mu_V \mu_R} \right) \\ &= \mu_V \mu_R \left( 1 - \frac{\lambda_V \Pi_V \lambda_R \Pi_R}{\mu_V^2 \mu_R^2} \right) \left( \mu_V \mu_R + \frac{\lambda_V \Pi_V \lambda_R \Pi_R}{\mu_V \mu_R} \right) \\ &= \mu_V \mu_R (1 - R_0) \left( \mu_V \mu_R + \frac{\lambda_V \Pi_V \lambda_R \Pi_R}{\mu_V \mu_R} \right) > 0, \end{aligned}$$

$$if R_0 < 1.$$

Then equation (17) can be written as:

$$\sigma^2 + a_{11}\sigma + a_{12} = 0. \quad (18)$$

It follows that  $a_{12}$  is positive whenever  $R_0 < 1$ . Thus, the two roots of equation (18) have positive product which means that they are complex or they are real but they have the same sign. Moreso, they have negative sum which implies they are either real and negative or complex conjugate with negative real parts. Hence, equation (18) does not have positive real roots which leads to the conclusion that there is no  $\omega$  such that  $i\omega$  is a solution of equation (18). Therefore, it follows from Kuang's theorem [Ref. [32], pp 83] that all the eigenvalues of the characteristics equation (13) have negative real parts for all delay values  $\tau \geq 0$ . This implies that the disease free equilibrium  $\mathcal{E}$ , is locally asymptotically stable if  $R_0 < 1$ .  $\square$

### 4.1. Hopf bifurcation analysis

Let  $R_0 > 1$  (i.e, the endemic equilibrium  $\mathcal{E}^*$  exists) and  $\tau$  be bifurcation parameter. The characteristics equation is obtained in form of transcendental equation after linearizing system (2) at an endemic equilibrium  $\mathcal{E}^*$  and obtained the roots  $(-\lambda_H I_V^* - \mu_H)$ ,  $(-\zeta_H + \mu_H)$ ,  $(-\beta + \gamma + \mu_H)$  and the roots of equation (19) can be written in the form:

$$\lambda^2 + b_2\lambda + b_3 = e^{-\lambda\tau} (G_1\lambda + G_2) \tag{19}$$

where,

$$b_2 = \mu_R + \mu_V + \lambda_V I_V^*,$$

$$b_3 = \mu_R \lambda_V I_V^* + \mu_V \mu_R,$$

$$G_1 = -\lambda_R I_V^*,$$

$$G_2 = -\mu_V \lambda_R I_V^* + \frac{\lambda_V \lambda_R \Pi_V \Pi_R}{\mu_V \mu_R} - \frac{\lambda_V \lambda_R \Pi_V I_R^*}{\mu_V} - \frac{\lambda_V \lambda_R \Pi_R I_V^*}{\mu_R}$$

Now from system (3) we have

$$\begin{aligned} \frac{\lambda_V \Pi_V}{\mu_V} &= \lambda_V I_V^* + \frac{\mu_V I_V^*}{I_R^*} \text{ and} \\ \frac{\lambda_R \Pi_R}{\mu_R} &= \lambda_R I_R^* + \frac{\mu_R I_R^*}{I_V^*} \end{aligned} \tag{20}$$

Now,

$$G_2 = -\mu_V \lambda_R I_V^* + \frac{\lambda_V \Pi_V}{\mu_V} \frac{\lambda_R \Pi_R}{\mu_R} - \frac{\lambda_V \Pi_V}{\mu_V} \lambda_R I_R^* - \frac{\lambda_R \Pi_R}{\mu_R} \lambda_V I_V^*$$

Substituting (20) in  $G_2$  we obtained:

$$\begin{aligned} G_2 &= -\mu_V \lambda_R I_V^* + (\lambda_V I_V^* + \frac{\mu_V I_V^*}{I_R^*})(\lambda_R I_R^* + \frac{\mu_R I_R^*}{I_V^*}) \\ &\quad - (\lambda_V I_V^* + \frac{\mu_V I_V^*}{I_R^*})\lambda_R I_R^* - (\lambda_R I_R^* + \frac{\mu_R I_R^*}{I_V^*})\lambda_V I_V^* \\ &= -\mu_V \lambda_R I_V^* + \lambda_V \lambda_R I_V^* I_R^* + \lambda_V \mu_R I_R^* + \lambda_R \mu_V I_V^* + \mu_V \mu_R \\ &\quad - \lambda_V \lambda_R I_V^* I_R^* - \lambda_R \mu_V I_V^* - \lambda_V \lambda_R I_V^* I_R^* - \lambda_V \mu_R I_R^* \\ &= -\mu_V \lambda_R I_V^* + \mu_V \mu_R - \lambda_V \lambda_R I_V^* I_R^*. \end{aligned}$$

Therefore,

$$G_2 = \mu_V \mu_R - \lambda_R I_V^* (\lambda_V I_V^* + \mu_V).$$

For  $\tau = 0$ , it follow from Lemma (3.2) above that the endemic equilibrium is locally asymptotically stable. Moreover we claim that for any  $\tau > 0$ , equation (19) does not have positive real solution. To see this, we have  $b_2 > 0$ ,  $b_3 > 0$ . We move the positive terms from the right-hand side to left-hand side. The rewritten equation (19) takes the form:

$$\lambda^2 + b_2\lambda + \tilde{b}_3 = e^{-\lambda\tau} (G_1\lambda + \tilde{G}_2), \tag{21}$$

where  $\tilde{b}_3 = b_3 - e^{-\lambda\tau} (\mu_V \mu_R) > 0, \forall \lambda \geq 0, \forall \tau > 0$ . On the other hand  $G_1 < 0$ , and  $\tilde{G}_2 = -\lambda_R I_V^* (\lambda_V I_V^* + \mu_V) < 0$ . Consequently, for all  $\lambda \geq 0$  the left-hand side in equation (21) is positive while the right hand side is negative and the two can-

not be equal for all  $\lambda \geq 0$ . To obtain the complex conjugate solutions with positive real parts. Let  $\lambda = i\omega$  with  $\omega > 0$  be the root of equation (19). Substituting  $\lambda = i\omega$  into equation (19), the following equation is obtained:

$$-\omega^2 + b_2 i\omega + b_3 = (\cos(\omega\tau) - i \sin(\omega\tau))(G_1 i\omega + G_2). \tag{22}$$

Separating the real and imaginary parts, we obtain that

$$b_3 - \omega^2 = G_2 \cos(\omega\tau) + G_1 \omega \sin(\omega\tau), \tag{23}$$

$$b_2 \omega = G_1 \omega \cos(\omega\tau) - G_2 \sin(\omega\tau), \tag{24}$$

We obtained a polynomial equation by eliminating the trigonometric term, this is done by squaring both side of each equation above and adding the resulting equation we have:

$$\omega^4 + (b_2^2 - 2b_3 - G_1^2)\omega^2 + b_3^2 - G_2^2 = 0. \tag{25}$$

Notice that this a forth degree polynomial and the delay,  $\tau$ , has been eliminated.

Let  $\omega^2 = \sigma \in \mathbb{R}$  the equation (25) become a quadratic in  $\sigma$ :

$$\sigma^2 + \alpha\sigma + \kappa = 0, \tag{26}$$

where,

$$\alpha = b_2^2 - 2b_3 - G_1^2, \tag{27}$$

$$\kappa = b_3^2 - G_2^2.$$

We establish the conditions for endemic equilibrium  $\mathcal{E}^*$  to be locally stable, that is equation 25 cannot have a purely imaginary solutions.

**Lemma 4.2.** *The following results follows from polynomial equation (26)*

(i). *If  $\kappa < 0$  or  $\kappa \geq 0$  and  $\alpha < 0$ , then equation (26) has only one positive root.*

(ii). *If  $\kappa > 0$  and  $\alpha > 0$  or  $\Delta = \alpha^2 - 4\kappa < 0$ , then equation (26) has no positive root.*

(iii). *If  $\kappa > 0, \alpha < 0$  and  $\Delta = \alpha^2 - 4\kappa \geq 0$ , then equation (26) has at least one positive root.*

Suppose that condition (ii) of Lemma (4.2) is satisfied then endemic equilibrium is stable, that is equation (26) does not have a positive real solution.

Conditon (ii) of lemma 4.2 shows that for  $\tau > 0$  there is no positive  $\sigma$  such that  $i\sigma$  is an eigenvalue of the characteristics equation (19). Therefore, it follows from Kuang [32] any root  $\lambda$  of (19) satisfies the relation  $Re\lambda < 0$ .

**Theorem 4.3.** *Assume that condition (ii) of lemma(4.2) is satisfied and  $R_0 > 1$ , then the endemic equilibrium  $\mathcal{E}^*$  of system (2) is absolutely stable, that is  $\mathcal{E}^*$  is asymptotically stable for all values of delay  $\tau \geq 0$ .*

**Remarks.** Theorem 4.3 indicates that for all values of delay, the endemic equilibrium  $\mathcal{E}^*$  of system (2) is asymptotically stable if the parameters satisfy conditions (ii) of Lemma(4.2), The stability of the endemic equilibrium will depend on the

value of the delay if the conditions in Theorem 4.3 are not satisfied. As the delay varies the endemic equilibrium can lose stability which can lead to oscillations.

For instance equation (26) has at least one positive root say  $\sigma_0$  if  $\kappa < 0$  denoted by  $\omega = \sqrt{\sigma_0}$ .

Using time delay (i.e incubation time)  $\tau$  as the bifurcation parameter, we drive the condition for Hopf bifurcation to occur. We can think of the roots of (21),  $\lambda$  as a continuous function in terms of the delay parameter  $\lambda(\tau)$ .

**Theorem 4.4.** *Suppose that  $R_0 > 1$  and if condition (i) of Lemma (4.2) is satisfied, then the endemic equilibrium  $\mathcal{E}^*$  of the delay model (2) is asymptotically stable when  $\tau \in [0, \tau_0)$ , and unstable when  $\tau > \tau_0$  provided that  $\omega_0$  is the largest positive simple root of equation (25), furthermore the delay model (2) undergoes a Hopf bifurcation at an endemic equilibrium  $\mathcal{E}^*$  when  $\tau = \tau_0$  where,*

$$\tau_0 = \frac{1}{\omega_0} \operatorname{arccot} \left( \frac{G_2(b_3 - \omega_0^2) + G_1 b_2 \omega_0^2}{G_1(\omega_0^3 - b_3 \omega_0) + G_2 b_2 \omega_0} \right)$$

*Proof.* Let  $\lambda(\tau) = \eta(\tau) + i\sigma(\tau)$  be the eigenvalue of equation (21) such that for some initial value of the bifurcation  $\tau_0$  we have  $\eta(\tau_0) = 0$ , and  $\omega(\tau_0) = \omega_0$  (without loss of generality we may assume  $\omega_0 > 0$ ) from equation (23) and (24) we obtained a sequence of positive values of  $\tau_n$  corresponding to any positive root  $\omega$  given by:

$$\tau_n = \frac{1}{\omega_0} \operatorname{arccot} \left( \frac{G_2(b_3 - \omega_0^2) + G_1 b_2 \omega_0^2}{G_1(\omega_0^3 - b_3 \omega_0) + G_2 b_2 \omega_0} \right) + \frac{2n\pi}{\omega_0},$$

$n = 0, 1, 2, \dots$

It follows from lemma (3.2) that for  $\tau = 0$ ,  $\mathcal{E}^*$  is asymptotically stable, by Kuang’s theorem [Ref[32], P.83], the endemic equilibrium  $\mathcal{E}^*$  is asymptotically stable for  $\tau \in [0, \tau_0)$  and unstable for all  $\tau > \tau_0$ . Now we show the transversal condition

$$\frac{d\operatorname{Re}\lambda(\tau)}{d\tau} \Big|_{\tau=\tau_0} > 0$$

holds. When  $\tau$  passes the critical value  $\tau_0$  (i.e  $\tau > \tau_0$ ) by continuity, the real part of  $\lambda(\tau)$  becomes positive and the steady state become unstable. Moreover, a Hopf bifurcation occur when  $\tau$  passes through a critical value  $\tau_0$  (see Ref. [33])

To establish Hopf bifurcation at  $\tau = \tau_0$  we need to show that  $\frac{d\operatorname{Re}\lambda(\tau)}{d\tau} > 0$ . Differentiating equation (21) with respect to  $\tau$  we have

$$(2\lambda + b_2) \frac{d\lambda}{d\tau} = [-\tau e^{-\lambda\tau}(G_1\lambda + G_2) + G_1 e^{-\lambda\tau}] \frac{d\lambda}{d\tau} - \lambda e^{-\lambda\tau}(G_1\lambda + G_2).$$

This gives

$$\begin{aligned} \left(\frac{d\lambda}{d\tau}\right)^{-1} &= \frac{2\lambda + b_2 + \tau e^{-\lambda\tau}(G_1\lambda + G_2) - G_1 e^{-\lambda\tau}}{-\lambda e^{-\lambda\tau}(G_1\lambda + G_2)} \\ &= \frac{2\lambda + b_2}{-\lambda e^{-\lambda\tau}(G_1\lambda + G_2)} + \frac{G_1}{\lambda(G_1\lambda + G_2)} - \frac{\tau}{\lambda} \\ &= \frac{\lambda^2 - b_3 + e^{-\lambda\tau}(G_1\lambda + G_2)}{-\lambda^2(e^{-\lambda\tau}(G_1\lambda + G_2))} + \frac{G_1}{\lambda(G_1\lambda + G_2)} - \frac{\tau}{\lambda} \\ &= \frac{\lambda^2 - b_3}{\lambda^2(\lambda^2 + b_2\lambda + b_3)} - \frac{G_2}{\lambda^2(G_1\lambda + G_2)} - \frac{\tau}{\lambda} \end{aligned}$$

Thus,

$$\begin{aligned} \operatorname{sign}\left\{\left(\frac{d\operatorname{Re}\lambda}{d\tau}\right)\right\} &= \operatorname{sign}\left\{\operatorname{Re}\left(\frac{d\lambda}{d\tau}\right)^{-1}\right\}_{\lambda=i\omega_0} \\ &= \operatorname{sign}\left\{\operatorname{Re}\left[\frac{\lambda^2 - b_3}{-\lambda^2(Z(\lambda))}\right]\right\}_{\lambda=i\omega_0} \\ &\quad + \operatorname{Re}\left[\frac{-G_2}{\lambda^2(G_1\lambda + G_2)}\right]\Big|_{\lambda=i\omega_0} \\ &= \operatorname{sign}\left\{\operatorname{Re}\left[\frac{-\omega_0^2 - b_3}{\omega_0^2(b_3 - \omega_0^2 + b_2\omega_0 i)}\right]\right\} \\ &\quad + \operatorname{Re}\left[\frac{G_2}{\omega_0^2(G_2 + G_1\omega_0 i)}\right]\Big\} \\ &= \operatorname{sign}\left\{\frac{\omega_0^4 + G_2^2 - b_3^2}{\omega_0^2((b_3 - \omega_0^2)^2 + b_2^2\omega_0^2)}\right\} \\ &= \operatorname{sign}\left\{\frac{2\omega_0^2 + (b_2^2 - 2b_3 - G_1^2)}{(b_2 - \omega_0^2)^2 + b_2^2\omega_0^2}\right\}, \end{aligned}$$

where  $Z(\lambda) = \lambda^2 + b_2\lambda + b_3$ . Since  $f(\sigma) = \sigma^2 + \alpha\sigma + \kappa$ , thus,

$$\frac{df(\sigma)}{d\sigma} = 2\sigma + \alpha = 2\sigma + (b_2^2 - 2b_3 - G_1^2)$$

Since  $\omega_0$  is the simple largest positive root, we have

$$\frac{df(\sigma)}{d\sigma} \Big|_{\sigma=\omega_0^2} > 0.$$

Hence

$$\frac{d\operatorname{Re}\lambda}{d\tau} \Big|_{\omega=\omega_0, \tau=\tau_0} = \frac{\frac{df(\omega_0^2)}{d\sigma}}{(b_2 - \omega_0^2)^2 + b_2^2\omega_0^2} > 0,$$

□

**Remarks** If an endemic equilibrium exists and the parameters  $\kappa < 0$  or  $\kappa \geq 0$  and  $\alpha < 0$  is satisfied, an increase in the length of the time delay of ZVL disease transmission below the critical value of the time delay  $\tau_0$  will cause an endemic equilibrium be stable. As the time delay progresses beyond the critical delay  $\tau_0$ , a locally asymptotically stable endemic equilibrium will lose its stability.

## 5. Numerical simulation

In this section, numerical simulations were performed for the model (2). The following parameter values  $\lambda_H = 0.5, \beta = 0.016, \lambda_R = 0.5, \mu_H = 0.0067, \mu_V = 0.087, \mu_R = 0.1, \gamma = 0.033, \delta_H = 0.011, f_1 = 0.64, \Pi_H = 0.05, \zeta_H = 0.036$  are used. We observed that the number of infected sandflies, infected reservoir and infected humans decay faster for higher values of the delay (incubation period) as shown in Figures 2, 3, and 4. Therefore, the delay has impact on the transmission dynamics of the disease.

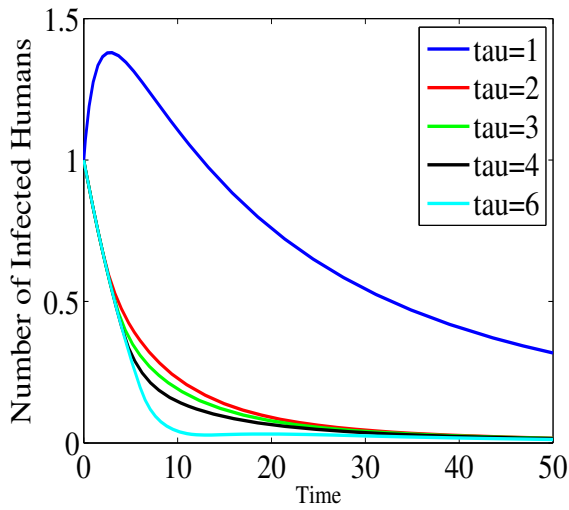


Figure 2: Numerical simulation of model (2) with parameter values  $\lambda_V = 0.250, \lambda_R = 0.20, \Pi_V = 0.0026, \Pi_R = 0.022,$ .

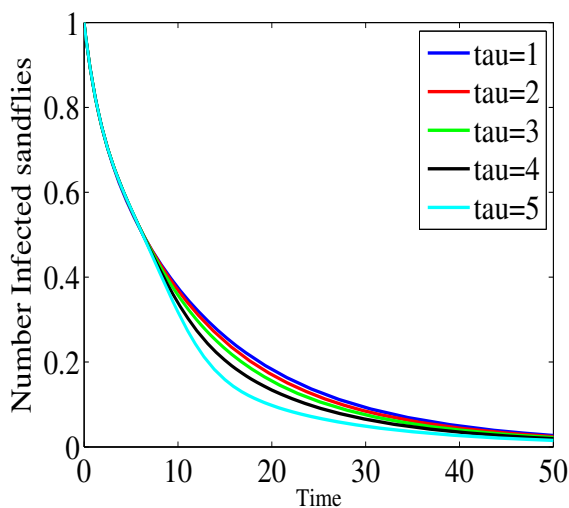


Figure 3: Numerical simulation of model (2) with parameter values  $\lambda_V = 0.50, \lambda_R = 0.1, \Pi_V = 0.0016, \Pi_R = 0.052.$

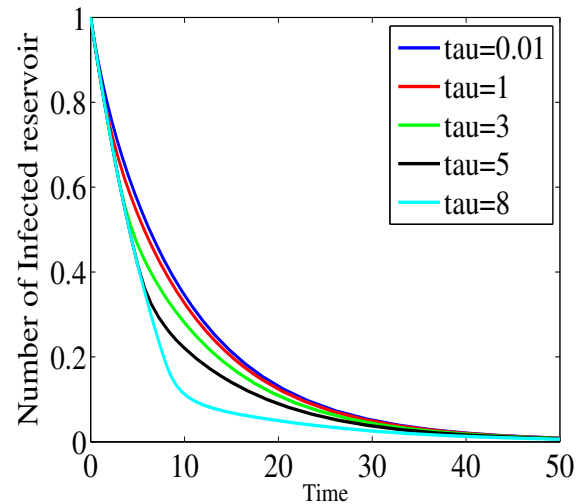


Figure 4: Numerical simulation of model (2) with parameter values  $\lambda_V = 0.250, \lambda_R = 0.20, \Pi_V = 0.005, \Pi_R = 0.000523,$ .

## 6. Conclusions

This paper presents a new deterministic delay-deferential model for assessing the effect of time delay on the dynamics of ZVL by looking at the stability of the equilibria. The time delay accounts for the incubation period of reservoirs needed to become infectious. The main theoretical and epidemiological findings of the study are summarized as follows:

The ODE version of the model has a DFE (ZVL-free equilibrium) which is locally-asymptotically stable whenever a certain threshold quantity ( $R_0$ ) is less than unity. If  $R_0 < 1$  the disease-free equilibrium is globally asymptotically stable. Also a unique endemic equilibrium exists and is locally asymptotically stable in the interior of the feasible region.

Base on the delay-deferential model we determined the criteria for Hopf-bifurcation to occur using time delay as the bifurcation parameter, when time delay is small the positive equilibrium is locally asymptotically stable, while instability can occur by Hopf-bifurcation as the delay increases. Hopf-bifurcation has helped us in finding the region of instability in a neighborhood of endemic equilibrium where the population will undergo regular oscillations.

## Acknowledgments

We thank the referees for the positive enlightening comments and suggestions, which have greatly helped us in making improvements to this paper.

## References

- [1] World Health Organization (2016), fact sheet <http://www.who.int/mediacentre/factsheets/fs375/en/>. (Accessed September 2016).
- [2] N. Hartemink, S. O. Vanwambeke, H. Heesterbeek, D. Rogers, D. Morley, B. Pesson, C. Davies, S. Mahamdallie & P. Ready, "Integrated Mapping of Establishment Risk for Emerging Vector-Borne Infections: A

- Case Study of Canine Leishmaniasis in Southwest France”, PLoS ONE **6** (2011) 20817.
- [3] H. Seifu, L. Torleif, H.M. Damen, W. Tassew & L. Bernt, “Climate change, crop production and child under nutrition in Ethiopia, a longitudinal panel study”, BMC public Health **14** (2014) 884.
- [4] H.R. Thieme, “Convergence results and Poincare-Bendixson trichotomy for asymptotically autonomous differential equation”, Journal of Mathematical Biology **30** (1992) 755.
- [5] N. Hussaini, J. M-S Lubuma, K. Barley & A. B. Gumel, “Mathematical analysis of a model for AVL–HIV co-endemicity”, Mathematical Biosciences **271** (2016) 80.
- [6] Spickler, Anna Rovid, Technical factsheet (2009) @ <http://www.cfsph.iastate.edu/DiseaseInfo/disease.php?name=leishmaniasis&lang=en> (Accessed June 2017).
- [7] World Health Organization *Post-kala-azar dermal leishmaniasis: a manual for case management and control: report of a WHO consultative meeting*, Kolkata, India, 2–3 July 2012.
- [8] B. M. Younis, H. A. A. Mohammed, M. M. M. Dafalla, A. O. A. Adam, M. Y. Elamin, A. M. Musa, A. M. El-Hassan & E. A. G. Khalil, “Cure of post Kala-azar dermal leishmaniasis with paromomycin/sodium stibogluconate combination: a proof of concept”, Int. J. Res. Med. Sci. **3** (2015) 16.
- [9] J. K. Evans and L. Kedzierski, “Development of vaccines against visceral leishmaniasis”, Journal of tropical medicine, Article ID **892817** (2012) 14.
- [10] E. Handman, “Development Leishmaniasis: Current Status of Vaccine”, Clin. Microbiol. Rev. **14** (2001) 229.
- [11] L. Ribas, V.L. Zaher, H.J. Shimozako & E. Massad, *Estimating the Optimal Control of Zoonotic Visceral Leishmaniasis by the Use of a Mathematical Model*, The Scientific World Journal, 2013.
- [12] A. Stauch, R. R. Sarkar, A. Picado, B. Ostyn, S. Sundar, S. Rijal, M. Boelaert, J. C. Dujardin & H. P. Duerr, “Visceral leishmaniasis in the indian subcontinent: modelling epidemiology and control”, PLoS Negl. Trop. Dis. **5** (2011) 1405.
- [13] C.B. Palatnik-de-sousa, “Vaccines for canine leishmaniasis, frontiers in immunology”, **3** (2012) 69
- [14] A. P. Seva, F. G Ovallos, M. Amaku, E. Carrillo, J. Moreno, E. A. Galati, E. G. Lopes, R. M. Soares & F. Ferreira “Canine-Based Strategies for Prevention and Control of Visceral Leishmaniasis in Brazil”, PLoS ONE **11** (2016) 0160058.
- [15] F. Chappuis, S. Sundar, A. Hailu, H. Ghalib, S. Rijal, W. R. Peeling, J. Alvar & M. Boelaert, “Visceral leishmaniasis: what are the needs for diagnosis, treatment and control?”, Nature Reviews Microbiology **5** (2007) 7
- [16] E. M. Moore & D. N. Lockwood, *Treatment of Visceral Leishmaniasis, Hospital for Tropical Diseases*, University College London Hospital, London School of Hygiene and Tropical Medicine **2** (2010).
- [17] S. S. Menon, R. Rossi, L. Nshimyumukiza & K. Zinszer, “Decentralized control of human visceral leishmaniasis in endemic urban areas of Brazil: a literature review”, Tropical Medicine and Health **44** (2016) 9.
- [18] P. D. Ready, “Epidemiology of visceral leishmaniasis”, J. Clinical Epidemiology **6** (2014) 147.
- [19] I. M. ELmojtaba, J. Y. T. Mugisha & M. H. A. Hashim, “Mathematical analysis of the dynamics of visceral leishmaniasis in the Sudan”, Appl. Math. Comput. **217**(2010) 2567.
- [20] I. M. ELmojtaba, J. Y. T. Mugisha & M. H. A. Hashim, “Vaccination model for visceral leishmaniasis with infective immigrants”, Math. Meth. Appl. Sci. **36** (2013) 216.
- [21] Z. Muhammad, R. Ali, “Zoonotic Visceral Leishmania: Modeling and Control”, J. Appl. Comput. Math. **4** (2015) 4.
- [22] A. Subramanian, V. Singh, R.R. Sarkar, “Understanding Visceral Leishmaniasis Disease Transmission and its Control—A Study Based on Mathematical Modeling”, J. Mathematics **3** (2015) 913.
- [23] S. Zhao, Y. Kuang, C. Wu, D. Ben-Arieh, M. Ramalho-Ortigao & K. Bi, “Zoonotic visceral leishmaniasis transmission: modeling, backward bifurcation, and optimal control”, Journal of Mathematical Biology **73** (2016) 1525.
- [24] M. N. Burattini, F. A. B. Coutinho, L. F. Lopez & E. Massad, “Modelling the dynamics of leishmaniasis considering human, animal host and vector populations”, J. Biol. Syst. **6** (1998) 337.
- [25] H. J. Shimozako, J. Wu & E. Massad, “Mathematical modelling for Zoonotic Visceral Leishmaniasis. A new analysis considering updated parameters and notified human Brazilian data”, Infectious Disease Modelling **2** (2017) 143.
- [26] R. J. Quinell, O. Couetenay, “Transmission, reservoir hosts and control of zoonotic visceral leishmaniasis, Institute of Integrative and Comparative Biology”, University of Leeds, Leeds LS2 9JT, UK.
- [27] E. E. Zijlstra, A. M. Musa, E. A. G. Khalil, I. M. El-Hassan & A. M. El-Hassan, “Post-kala-azar dermal leishmaniasis”, Lancet Infect. Dis. **3** (2003) 87.
- [28] G. Baneth & S. E. Shaw, “Chemotherapy of canine leishmaniasis”, Veterinary Parasitology **106** (2002) 315.
- [29] L. A. Espejo, S. Costard & F. J. Zangmutt, “Modeling canine leishmaniasis spread to non-endemic areas of Europe”, Epidemiol. Infect. **143** (2015) 1936.
- [30] N. Hussaini, M. Winter & A. B. Gumel, “Qualitative assessment of the role of public health education program on HIV transmission dynamics”, Math. Med. Biol.: J. IMA **28** (2011) 245.
- [31] J. K. Hale, *Ordinary Differential Equations*, Wiley, New York, 1969.
- [32] Y. Kuang, *Delay Differential Equations with Applications in Population Dynamics*, Academic Press, New York, 1993.
- [33] B. D. Hassard, N. D. K. Azarinoﬀ & Y. H. Wan, *Theory and Applications of Hopf Bifurcation*, Cambridge University, Cambridge, (1981).