



# Estimation of Critical and Thermophysical Properties of Saturated Cyclic Alkanes by Group Contributions

C. Otoberise\*, G. A. Orotomah

*Department of Chemistry, Delta State University, P.M.B. 1, Abraka, Nigeria.*

## Abstract

Group Contribution Methods (GCMs) of Marrero & Gani (M & G), Constantinou & Gani (C & G) and Lydersen (LYD) were employed in the prediction of some critical and thermophysical properties (TPPs), namely; critical temperature ( $T_c$ ), critical pressure ( $P_c$ ), critical volume ( $V_c$ ), boiling temperature ( $T_b$ ) and melting temperature ( $T_m$ ), for various cycloalkanes. The predicted properties were compared with available experimental data. Experimental data for  $T_m$  were unfortunately very scanty in the open literature; no comparison was done to appraise any of the methods. For  $T_c$ , LYD, C & G and M & G gave average relative deviation (ARD) values of 0.02%, 1.57% and 14.64%, respectively. In the case of  $V_c$ , ARD values for LYD, C & G and M & G are 2.6 %, 23.97 %, -4.53 %, respectively. Predicted  $P_c$  values using the methods gave ARD of -31.55 %, -1.49 %, -277.98 %, respectively. C & G and M & G recorded ARD values of 0.63 % and 10.30 % for  $T_b$ , respectively.

DOI:10.46481/jnsps.2022.711

**Keywords:** Group Contributions, Critical Properties, Thermophysical Properties, Cycloalkanes.

## Article History :

Received: 16 March 2022

Received in revised form: 17 July 2022

Accepted for publication: 27 July 2022

Published: 20 August 2022

© 2022 The Author(s). Published by the Nigerian Society of Physical Sciences under the terms of the Creative Commons Attribution 4.0 International license (<https://creativecommons.org/licenses/by/4.0>). Further distribution of this work must maintain attribution to the author(s) and the published article's title, journal citation, and DOI.

Communicated by: Emmanuel Etim

## 1. Introduction

Cycloalkanes have numerous applications. They are widely used in the pharmaceutical industry as organic solvent for the production of drugs. They are largely employed in the petroleum industry for the production of fuels. In modern chemical processes hundreds of thousands of components are used. Chemical processing units are designed on the basis of a set of physical and thermodynamic properties of compounds [1]. It is not feasible to measure them as the need arises due thermal instability in most cases, estimation/prediction methods are generally employed in such situations. Different esti-

mation methods have been developed over the years to provide data that cannot be sourced readily in open literature [2]. Such models are validated by comparing available experimental data with predicted values [3]. Predictive methods can replace measurements/experiments if they provide sufficiently good estimations. More chemists now employ computational models to elucidate details of compounds observed in the laboratory [4]. The estimated properties cannot be as precise as experimental measurements, but for many purposes the quality of the estimated properties is sufficient [5].

Estimation methods depending on the required input data have been divided into Quantity-property-property-relationship (QPPR) or Quantity-structure-property-relationship (QSPR) [6]. QPPR methods are input data intensive. QSPR methods

\*Corresponding author tel. no: +2348038930023

Email address: [otobrisec@delsu.edu.ng](mailto:otobrisec@delsu.edu.ng) (C. Otoberise)

need only knowledge of the chemical structure of a compound to predict the estimated property [6, 7]. GCMs are presented as empirical QSPR approaches. They have been found to be very suitable and easy to employ for the prediction of a large number of pure components properties [8], as well as physicochemical properties of thousands of compounds [1]. A lot of GCMs have been designed already with varying predictive capabilities. They have been used to predict critical properties [9, 10], state equation parameters [11, 12], acentric factor [2, 9], activity coefficients [13], normal boiling temperature [1, 14], liquid density [10, 15, 16], and flash temperatures [17]. The purpose of this work is to predict with good accuracy, some critical and TPPs of saturated cyclic hydrocarbons. Such data are significant in the design of process plants.

## 2. Numerical Methods

The GCMs of LYD, C & G and M & G were employed in the determination of  $T_c$ ,  $P_c$ ,  $V_c$ ,  $T_b$  and  $T_m$ , for  $C_3 - C_{13}$  cycloalkanes. This range of cycloalkanes with or without side chains are 49 common and experimental data can be readily sourced for a good number of them. The rest are large, thermally labile compounds with paucity of experimental data to compare with the results of predictive models.

### 2.1. The Method of Lydersen

The LYD estimates  $T_c$ ,  $P_c$ , and  $V_c$ . The method is the prototype for many new models. It employs structural combinations and the relations are shown in equations (1), (2), (3) below:

$$T_c = \frac{T_b}{0.567 + \Sigma\Delta_T - (\Sigma\Delta_T)^2} \quad (1)$$

$$P_c = \frac{M}{(0.34 + \Sigma\Delta_P)^2} \quad (2)$$

$$V_c = 40 + \Sigma\Delta_V \quad (3)$$

$M$  represents the molar mass of the compound,  $\Delta_T$ ,  $\Delta_P$ ,  $\Delta_V$  are the group contributions for different groups of atoms in the molecule.  $T_c$  and  $T_b$  are in kelvin (K),  $P_c$  is measured in atmospheres (atm), and  $V_c$  is in Cubic centimeters per gram mole ( $\text{cm}^3/\text{gm}$ ). Contributions of atoms and molecules as stipulated by LYD are accessible [18].

### 2.2. The Method of Constantinou & Gani

This method makes use of first and second order level group contributions. The second level involves groups that permit a better description of proximity effects and differentiation among isomers. Property estimation in this model takes the form of equation (4) below:

$$f(x) = \Sigma_i N_i C_i + W \Sigma_j M_j D_j \quad (4)$$

$C_i$  in equation (4) is the contribution of the first order group type- $i$  which occurs  $N_i$  times and  $D_j$  is the contribution of the

second order group type- $j$  with  $M_j$  occurrence in a compound. For  $T_c$ ,  $f(x) = \exp(T_c/t_{c0})$ . Hence, for  $T_c$  equation (4) becomes

$$\exp(T_c/t_{c0}) = (\Sigma_i N_i t_{c1i} + \Sigma_j M_j t_{c2j}) \quad (5)$$

This can also be expressed as:

$$T_c = t_{c0} \ln (\Sigma_i N_i t_{c1i} + \Sigma_j M_j t_{c2j}) \quad (6)$$

$t_{c0}$  is a constant (universal adjustable parameter) with the value 181.128 K,  $t_{c1i}$  represents group contribution of the first order group of type- $i$ ,  $t_{c2j}$  represents group contribution of the second order group of type- $j$ .

For  $P_c$ ,  $f(x) = (P_c - P_{ci})^{-0.5} - P_c 2$ . Hence,  $P_c$  takes the form

$$(P_c - P_{ci})^{-0.5} - P_c 2 = \Sigma_i N_i p_{c1i} + \Sigma_j M_j p_{c2j} \quad (7)$$

$P_{c1}$  and  $P_{c2}$  are universal constants (adjustable parameters) with values 1.3705 bar and 0.100220 82 bar<sup>-0.5</sup>, respectively,  $P_{c1i}$  represents group contribution of the first order of type- $i$ ,  $P_{c2j}$  represents group contribution of the second order of type- $j$ .

For  $V_c$ ,  $f(x) = V_c - V_{c0}$ . Therefore, we can write:

$$V_c - V_{c0} = \Sigma_i N_i V_{c1i} + \Sigma_j M_j V_{c2j} \quad (8)$$

$V_{c0}$  is a universal constant (adjustable parameter) with a value of -0.004350  $\text{m}^3/\text{Kmol}$ ,  $V_{c1i}$  represents group contribution of the first order of type- $i$ ,  $V_{c2j}$  represents group contribution of the second order of type- $j$ .

For  $T_m$ ,  $f(x) = \exp(T_m/t_{m0})$ . Equation (4) will take the form of equation (9) for  $T_m$

$$\exp(T_m/t_{m0}) = \Sigma_i N_i t_{m1i} + \Sigma_j M_j t_{m2j} \quad (9)$$

This can be written as:

$$T_m = t_{m0} \ln (\Sigma_i N_i t_{m1i} + \Sigma_j M_j t_{m2j}) \quad (10)$$

$t_{m0}$  is a constant (adjustable parameter) with value 102.425 k.  $t_{m1i}$  represents group contribution of first order of type- $i$ ,  $t_{m2j}$  represents group contribution of the second order of type- $j$ .

For  $T_b$ ,  $f(x) = \exp(T_b/t_{b0})$ . This can be expressed as:

$$\exp(T_b/t_{b0}) = \Sigma_i N_i t_{b1i} + \Sigma_j M_j t_{b2j} \quad (11)$$

$$T_b = t_{b0} \ln (\Sigma_i N_i t_{b1i} + \Sigma_j M_j t_{b2j}) \quad (12)$$

$t_{b0}$  is a constant (adjustable parameter) with value 204.359 k.  $t_{b1i}$  represents group contribution of first order of type- $i$ ,  $t_{b2j}$  represents group contribution of the second order of type- $j$ . A table of the contributions for various atoms or groups as proposed by C & G can be readily sourced [2].

### 2.3. The Method of Marrero & Gani

The above method considers the molecular structure of a compound to be collection of three types of groups. The property estimation method takes the form of equation (13).

$$f(x) = \Sigma_i N_i C_i + \omega \Sigma_j M_j D_j + z \Sigma_k O_k E_k \quad (13)$$

Table 1: Critical properties predicted by the GCMs

Cycloalkanes	$N_c$	$T_c/K$			$P_c/\text{bar}$			$V_c/\text{cm}^3/\text{gmol}$		
		LYD	C & G	M & G	LYD	C & G	M & G LYD	C & G	M & G	
Cyclopropane	3	397.04	379.91	320.46	66.14	55.75	611.42	173.5	162.92	176.79
Cyclobutane	4	463.25	459.93	386.98	64.48	49.85	346.54	218	217.82	233.07
Methylene cyclobutane	5	499.7	498.61	442.24	59.65	42.78	268	254.5	171.26	268.19
Spiropentane	5	511.81	480.44	388.3	60.97	58.35	331.72	249	217.79	249.08
Cyclopentane	5	514.52	510.83	438.58	59.89	43.85	223.94	262.5	273.58	289.35
Cyclohexane	6	553.59	558.22	480.74	54.71	37.74	157.34	307	331.85	345.63
Methyl cyclopentane	6	535.76	533.33	469.91	50.94	38.51	160.16	319	228.48	340.64
Cycloheptane	7	602.57	578.95	516.38	49.77	38.4	117.19	351.5	378.92	401.91
1,1-dimethyl cyclopentane	7	559.89	555.95	504.53	46.35	35.06	122.51	359	232.8	385.8
Cis-1,2 dimethyl cyclopentane	7	565.19	553.33	512.09	43.78	34.89	113.27	375.5	182.98	388.18
Trans-1,2 dimethyl cyclopentane	7	553.57	562.24	512.09	43.78	34.82	113.27	375.5	182.98	388.18
Trans-1,3 dimethyl cyclopentane	7	553.36	553.33	497.49	43.78	34.11	120.77	375.5	183.38	391.93
Ethyl cyclopentane	7	569.54	563.89	508.34	44.22	34.15	120.1	374	284.24	395.21
Methyl cyclohexane	7	571.35	575.78	507.13	46.64	33.48	118.96	363.5	286.74	396.92
Cyclooctane	8	642.25	603.14	547.26	45.36	30.69	91.12	396	441.73	458.19
1,1-dimethyl cyclohexane	8	598.11	593.9	536.92	42.51	30.69	94.67	403.5	291.06	442.08
Cis-1,2-dimethyl cyclohexane	8	601.16	599.02	543.51	40.35	30.5	88.49	420	241.24	444.46
Trans-1,2-dimethyl cyclohexane	8	592.19	599.02	543.51	40.35	30.5	88.49	420	241.24	444.46
Cis-1,3-dimethyl cyclohexane	8	586.97	591.78	530.82	40.35	29.92	93.52	420	241.64	448.21
Trans-1,3 dimethyl- cyclohexane	8	592.94	591.78	530.82	40.35	29.92	93.52	420	241.64	448.21
Cis-1,4-dimethyl cyclohexane	8	593.69	591.78	530.82	40.35	29.92	93.52	420	241.64	448.21
Trans-1,4-dimethyl cyclohexane	8	585.47	591.78	530.82	40.35	29.92	93.52	420	241.64	448.21
Ethyl cyclohexane	8	602.71	600.36	540.24	40.72	29.95	93.07	418.5	342.5	451.49
Propyl cyclopentane	8	0.00	590.03	540.24	38.82	30.52	93.07	429	340	451.49
Cis-octahydro-1h-indene	9	688.01	640.73	517.9	43.59	42.46	89.62	413.5	386.67	433.93
Trans-octahydro-1h-indene	9	677.04	640.73	517.9	43.59	42.46	89.62	413.5	386.67	433.93
Butyl cyclopentane	9	0.00	612.86	568.27	34.47	27.46	74.62	484	395.76	507.77
Propyl cyclohexane	9	624.61	622.01	568.27	35.98	26.98	74.62	473.5	398.26	507.77

Table 2: Predicted critical properties continued

Cycloalkanes	$N_c$	$T_c/K$			$P_c/\text{bar}$			$V_c/\text{cm}^3/\text{gmol}$		
		LYD	C & G	M & G	LYD	C & G	M & G	LYD	C & G	M & G
1,1-bicyclopentyl	10	0.00	642.13	571.77	37.01	29.62	72.19	488	446.3	533.19
Cis- decahydronaphthalene	10	718.14	650.8	548.59	39.93	36.64	87.42	458	444.93	490.21
Trans- decahydronaphthalene	10	705.81	650.8	548.59	39.93	36.64	87.42	458	444.93	490.21
Butyl cyclohexane	10	646.31	641.34	593.26	32.15	24.96	61.47	482.5	454.02	564.05
1,4-diethyl cyclohexane	10	0.00	634.53	587.52	31.92	24.43	62.49	530	353.16	557.35
1,1-dimethylethyl cyclohexane	10	642.12	629.19	581.52	39.98	24.64	63.03	514.5	296.3	346
Decahydro-1-methylnaphthalene	11	0.00	667.78	567.33	32.74	25.76	60.29	544.5	406.2	584.48
Decahydro-2-methylnaphthalene	11	0.00	667.78	567.33	32.74	25.76	60.29	544.5	406.2	584.48
Ethyl octahydro-1h-indene	11	0.00	660.72	590.75	31.53	26.21	60.67	555	697.39	582.77
Decahydro dimethyl naphthalene	12	0.00	677.58	615.92	29.3	23.38	49.44	601	361.1	632.02
Ethyl decahydronaphthalene	12	0.00	682.97	613.54	29.49	23.4	51.17	599.5	461.97	639.05
1, ethyl decahydronaphthalene	12	0.00	682.97	613.54	29.49	23.4	51.17	599.5	461.97	639.05
2, ethyl decahydronaphthalene	12	0.00	682.97	613.54	29.49	23.4	51.17	599.5	461.96	639.05
Octahydro (1- methylethyl)-1h-indene	12	0.00	670.9	608.29	34.43	23.76	51.92	606	358.6	632.35
Decahydro (1- methylethyl) naphthalene	13	0.00	692	629.48	31.92	21.35	44.52	650.5	416.86	688.63
Decahydro-1-(1- methylethyl) naphthalene	13	0.00	692	629.48	31.92	21.35	44.52	650.5	416.86	688.63
Decahydro-1-propyl naphthalene	13	0.00	682.97	634.28	26.75	21.37	43.94	654.5	517.73	695.33
2 methyl-1,1- bicyclohexyl	13	0.00	696.99	633.58	28.56	21.37	43.72	633.5	517.73	697.04
1,1-methylene bicyclohexane	13	0.00	701.84	638.98	28.73	19.61	43.37	632	618.59	702.03
Heptyl cyclohexane	13	701.58	689.38	655.24	24.2	26.98	38.68	647.5	621.3	732.89

In equation (13),  $C_i$  is the contribution of the first order group of type- $i$  that occurs  $N_i$  times,  $D_j$  is the contribution of the second order group of type- $j$  that occurs  $M_j$  times, the  $E_k$  is the contribution of the third order group of type- $k$  that has  $O_k$  occurrence

in a compound. In the first level of estimation, the constants  $\omega$  and  $z$  are assigned zero values because only first order groups are employed. In the second order level, the constants  $\omega$  and  $z$  are assigned unit and zero values, respectively, because only

Table 3: Thermophysical properties predicted by the GCMs

Cycloalkanes	$N_c$	$T_m/K$		$T_b/K$	
		C & G	M & G	C & G	M & G
Cyclopropane	3	145.79	-41.54	240.37	169.55
Cyclobutane	4	133.96	0.88	285.65	233.57
methylene cyclobutane	5	155.49	61.81	322.07	279.07
Spiropentane	5	184.01	4.59	291.06	228.28
Cyclopentane	5	170.92	33.78	320.75	283.23
Cyclohexane	6	200.95	60.67	356.78	323.81
methyl cyclopentane	6	168.87	54.36	343.67	308.2
Cycloheptane	7	218.76	83.4	391.93	358.11
1,1-dimethyl cyclopentane	7	198.67	130.45	363.88	334.1
cis-1,2 dimethyl cyclopentane	7	175.27	92.54	378.87	346.04
trans-1,2 dimethyl cyclopentane	7	175.27	92.54	378.87	346.04
trans-1,3 dimethyl cyclopentane	7	166.79	72.41	364.27	330.65
ethyl cyclopentane	7	185.63	67.43	376.04	344.97
methyl cyclohexane	7	199.43	78.01	376.16	344.81
Cyclooctane	8	204.96	103.09	408.47	387.83
1,1-dimethyl cyclohexane	8	222.33	145.01	393.53	366.97
cis-1,2-dimethyl cyclohexane	8	204.22	111.12	406.55	377.3
trans-1,2-dimethyl cyclohexane	8	204.22	111.12	406.55	377.3
cis-1,3-dimethyl cyclohexane	8	197.89	93.52	393.87	363.99
trans-1,3 dimethyl-cyclohexane	8	197.89	93.52	393.87	363.99
cis-1,4-dimethyl cyclohexane	8	197.89	93.52	393.87	363.99
trans-1,4-dimethyl cyclohexane	8	197.89	93.52	393.87	363.99
ethyl cyclohexane	8	212.12	89.21	404.08	376.37
propyl cyclopentane	8	190.05	89.21	403.98	376.37
cis-octahydro-1H-indene	9	254.65	87.62	408.76	352.06
trans-octahydro-1H-indene	9	254.65	87.62	408.76	352.06
butyl cyclopentane	9	212.66	108.19	428.55	403.89
propyl cyclohexane	9	223.42	108.19	428.65	403.89

Table 4: Predicted thermophysical properties continued

Cycloalkanes	$N_c$	$T_m/K$		$T_b/K$	
		C & G	M & G	C & G	M & G
1,1-bicyclopentyl	10	230.3	34.78	448.35	409.52
cis-decahydronaphthalene	10	269.01	106.79	432.89	382.54
trans-decahydronaphthalene	10	269.01	106.79	432.89	382.54
butyl cyclohexane	10	233.59	125	450.57	428.37
1,4-diethyl cyclohexane	10	222.2	113.11	442.47	418.87
1,1-dimethylethyl cyclohexane	10	210.17	155.69	433.76	411.37
decahydro-1-methylnaphthalene	11	246.85	55.22	461.11	424.02
decahydro-2-methylnaphthalene	11	246.85	55.22	461.11	424.02
ethyl octahydro-1H-indene	11	238.38	42.8	461.02	424.14
decahydro dimethyl naphthalene	12	245.88	93.21	468.97	447.27
ethyl decahydronaphthalene	12	255.02	68.22	479.95	446.6
1, ethyl decahydronaphthalene	12	255.02	68.22	479.95	446.6
2, ethyl decahydronaphthalene	12	255.02	68.22	479.95	446.6
octahydro (1-methylethyl)-1H-indene	12	237.33	50.41	472.88	437.85
decahydro (1-methylethyl) naphthalene	13	254.12	74.65	490.79	459.03
decahydro-1-(1-methylethyl) naphthalene	13	254.12	74.65	490.79	459.03
decahydro-1-propyl naphthalene	13	262.59	89.89	497.21	466.99
2 methyl-1,1-bicyclohexyl	13	262.59	99.02	497.21	466.9
1,1-methylene bicyclohexane	13	270.4	103.71	503.43	474.68
heptyl cyclohexane	13	259.15	166.29	505	488.9

Table 5: Experimental data for the various properties used in the comparison [19].

Cycloalkanes	$N_c$	$T_c/K$	$P_c/bar$	$V_c/cm^3/gmol$	$T_b/K$	(M) g/mol
Cyclopropane	3	397.91	55.77	162.8	240.37	42.081
Cyclobutane	4	459.93	49.85	210	285.66	56.107
methylene cyclobutane	5	NA	NA	NA	NA	68.118
Spiropentane	5	499.74	52.13	236.5	312.19	68.118
Cyclopentane	5	511.76	45.02	258.3	322.4	70.134
Cyclohexane	6	553.54	40.75	307.9	353.87	84.161
methyl cyclopentane	6	532.79	37.85	318.9	344.96	84.162
Cycloheptane	7	604.32	38.4	359	391.94	98.188
1,1-dimethyl cyclopentane	7	547	34.45	360	361	98.188
cis-1,2 dimethyl cyclopentane	7	565.15	34.45	370	372.68	98.188
trans-1,2 dimethyl cyclopentane	7	553.15	34.45	360	365.02	98.188
trans-1,3 dimethyl cyclopentane	7	553	34.45	360	364.88	98.188
ethyl cyclopentane	7	569.52	33.98	374.5	376.62	98.189
methyl cyclohexane	7	572.19	34.71	368	374.08	98.186
Cyclooctane	8	647.2	35.5	410	424.3	112.21
1,1-dimethyl cyclohexane	8	591.15	29.38	450	392.7	112.22
cis-1,2-dimethyl cyclohexane	8	606.15	29.38	460	402.94	112.21
trans-1,2-dimethyl cyclohexane	8	596.15	29.38	460	396.58	112.21
cis-1,3-dimethyl cyclohexane	8	591.15	29.38	450	393.24	112.21
trans-1,3 dimethyl-cyclohexane	8	598	29.38	460	397.61	112.21
cis-1,4-dimethyl cyclohexane	8	598.15	29.38	460	397.47	112.21
trans-1,4-dimethyl cyclohexane	8	590.15	29.38	450	392.51	112.21
ethyl cyclohexane	8	609.15	30.4	450	404.95	112.21
propyl cyclopentane	8	NA	NA	NA	NA	112.21
cis-octahydro-1H-indene	9	NA	NA	NA	NA	124.22

NA = Not available.

the first and the second order groups are involved while the third level both  $\omega$  and  $z$  are set to unity values. The left hand side of equation (13) is a simple function  $f(x)$  of the target property “x”.

For  $T_c$ ,  $f(x) = \exp(T_c/T_{C0})$ . Hence,

$$\exp(T_c/T_{C0}) = (\sum_i N_i T_{c1i} + \sum_j M_j T_{c2j} + \sum_k O_k T_{c3k}) \quad (14)$$

$$T_c = T_{C0} \ln(\sum_i N_i T_{c1i} + \sum_j M_j T_{c2j} + \sum_k O_k T_{c3k}). \quad (15)$$

$T_{C0}$  is a constant (adjustable parameter) with value 231.239 k.  $T_{c1i}$  represents group contribution of first order of type- $i$ ,  $T_{c2j}$  represents group contribution of the second order of type- $j$ ,  $T_{c3k}$  represents group contribution of third order of type- $k$ .

For  $P_c$ ,  $f(x) = (P_c - P_{c1})^{-0.5} - P_{c2}$ . Therefore

$$(P_c - P_{c1})^{-0.5} - P_{c2} = (\sum_i N_i P_{c1i} + \sum_j M_j P_{c2j} + \sum_k O_k P_{c3k}) \quad (16)$$

$$P_c = 1/(\sum_i N_i P_{c1i} + \sum_j M_j P_{c2j} + \sum_k O_k P_{c3k} + P_{c2}) + P_{c1} \quad (17)$$

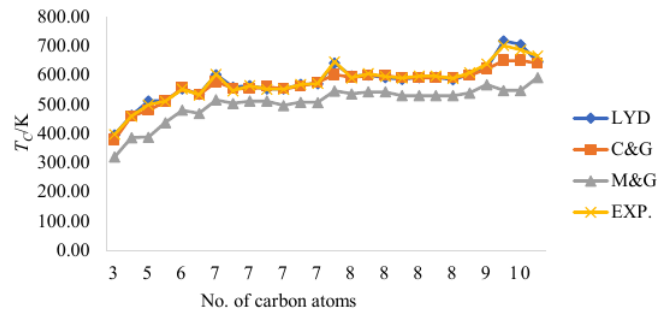


Figure 1: Plot of experimental  $T_c$  versus  $T_{cs}$  obtained from the GCMs.

$P_{c1}$  and  $P_{c2}$  are both universal constants (adjustable parameters) with values 5.9827 bar and 0.108998 bar<sup>-0.5</sup>, respectively.  $P_{c1i}$  represents group contribution of first order of type- $i$ ,  $P_{c2j}$  represents group contribution of second order of type- $j$  and  $P_{c3k}$

Table 6: Experimental properties used in the comparison continued [19].

Cycloalkanes	$N_c$	$T_c/K$	$P_c/\text{bar}$	$V_c/\text{cm}^3/\text{gmol}$	$T_b/K$	(M) g/mol
trans-octahydro-1H-indene	9	NA	NA	NA	NA	124.22
butyl cyclopentane	9	625.05	27.64	480.5	429.76	126.24
propyl cyclohexane	9	639.15	28.87	477	429.9	126.24
1,1-bicyclopentyl	10	NA	NA	NA	NA	138.25
cis-decahydronaphthalene	10	702.25	32.42	480	468.97	138.25
trans-decahydronaphthalene	10	687.05	28.37	480	460.46	138.25
butyl cyclohexane	10	667	25.7	574	454.13	140.27
1,4-diethyl cyclohexane	10	NA	NA	NA	NA	140.27
1,1-dimethylethyl cyclohexane	10	NA	NA	NA	NA	152.28
decahydro-1-methylnaphthalene	11	NA	NA	NA	NA	152.28
decahydro-2-methylnaphthalene	11	NA	NA	NA	NA	152.28
ethyl octahydro-1H-indene	11	NA	NA	NA	NA	152.28
decahydro dimethyl naphthalene	12	NA	NA	NA	NA	166.3
ethyl decahydronaphthalene	12	NA	NA	NA	NA	166.3
1, ethyl decahydronaphthalene	12	NA	NA	NA	NA	166.3
2, ethyl decahydronaphthalene	12	NA	NA	NA	NA	166.3
octahydro (1-methylethyl)-1H-indene	12	NA	NA	NA	NA	204.35
decahydro (1-methylethyl) naphthalene	13	NA	NA	NA	NA	208.38
decahydro-1-(1-methylethyl) naphthalene	13	NA	NA	NA	NA	208.38
decahydro-1-propyl naphthalene	13	NA	NA	NA	NA	208.38
2 methyl-1,1-bicyclohexyl	13	NA	NA	NA	NA	180.33
1,1-methylene bicyclohexane	13	NA	NA	NA	NA	180.33
heptyl cyclohexane	13	NA	NA	NA	NA	182.35

NA = Not available.

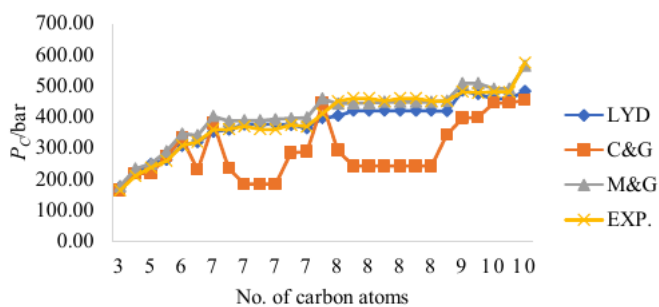
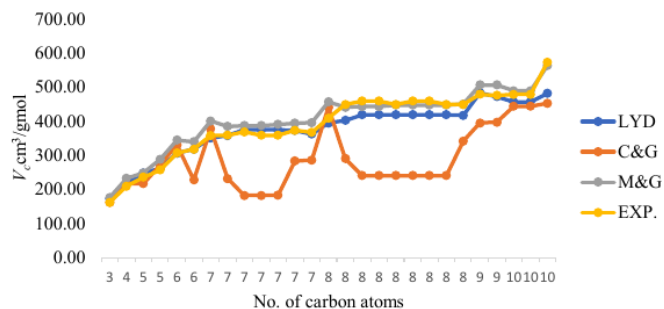
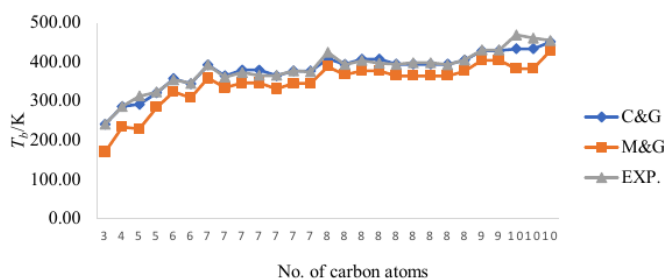
Figure 2: Plot of experimental  $P_c$  versus  $P_c$ s obtained from the GCMs.Figure 3: Plot of experimental  $V_c$  versus  $V_c$ s obtained from the GCMs.

Table 7: Deviations of predicted properties from experimental data

Cycloalkanes	$N_c$	$T_c$ (% Dev.)			$P_c$ (% Dev.)			$V_c$ (% Dev.)			$T_b$ (% Dev.)	
		LYD	C & G	M & G	LYD	C & G	M & G	LYD	C & G	M & G	C & G	M & G
Cyclopropane	3	0.22	4.52	24.17	-	0.04	-	-6.57	-0.07	-8.59	0.00	29.4
Cyclobutane	4	-	0.00	18.85	-18.59	0.00	-996	3 -3.81	-3.72	-	0.00	6 18.2
methylene cyclobutane	5	-0.72	-	-	-29.35	-	3 - 595.	-1	-	-10.99	-	-3
Spiropentane	5	-	3.86	28.7	-	-	-7	-5.29	7.91	-5.32	6.77	26.8
Cyclopentane	5	-2.41	0.18	16.69	-16.96	11.93 2.6	-536	3 -1.63	-5.92	-	0.51	12.1 8
Cyclohexane	6	-0.54	-0.85	15.14	-33.03	7.39	-397.4	4 0.29	-7.78	-12.02	-0.82	5 8.50
methyl cyclopentane	6	-0.01	-0.1	13.38	-34.58	-1.74	286. - 3	1 -0.03	28.35	-6.82 12.25	0.37	10.6
Cycloheptane	7	0.56 0.29	4.2	17.03	-34.58	0.00	323. - 2	1 2.09	-5.55	-	0.00	8.63 6
1,1-dimethyl cyclopentane	7	-	-1.64	8.42	-29.61	-1.77	5 205. -	1 0.28	35.33	-7.17 11.95	-0.88	7.45
cis-1,2 dimethyl	7	-2.36	2.09	10.36	-34.54	-1.28	255. - 7	6 -1.49	50.55	-4.91	-1.66	7.15
cyclopentane trans-1,2 dimethyl	7	-0.01	-1.64	8.02	-27.08	-1.07	-228.2	8 -4.31	49.17	-7.83	-3.79	5.2
trans-1,3 cyclopentane dimethyl	7	-0.08	-0.06	11.16	-27.08	0.99	1 - 228.	8 -4.31	49.06	-8.87	0.17	9.38
cyclopentane ethyl cyclopentane	7	0.06 0.00	0.99	12.03	-27.08	-0.5	- 1 250.	5 0.13	24.1	-5.53	0.15	8.4
methyl cyclohexane	7	0.15	-0.63	12.83	-30.14	3.54	253. - 8	4 1.22	22.08	-7.86	-0.56	7.83
Cyclooctane	8	0.77	6.88	18.26	-34.37	13.55	5 242. -	7 3.41	-7.74	-	3.73	8.6
1,1-dimethyl cyclohexane	8	-	-0.47	10.1	-27.77	-4.46	156. - 2	6 10.33	35.32	11.75 1.76	-0.21	6.55
cis-1,2-dimethyl	8	0.18 0.82	1.18	11.53	-44.69	-3.81	222. - 8	2 8.70	47.56	3.38	-0.9	6.36
cyclohexane trans-1,2-dimethyl	8	0.66	-0.48	9.69	-37.34	-3.81	201. - 4	2 8.70	47.56	3.38	-2.51	4.86
cyclohexane cis-1,3-dimethyl	8	0.71	-0.11	11.37	-37.34	-1.84	-201	2 6.67	46.3	0.4	-0.16	7.44
cyclohexane trans-1,3 dimethyl-	8	0.85	1.04	12.66	-37.34	-1.84	-218	3 8.70	47.47	2.56	0.94	8.45
cyclohexane cis-1,4-dimethyl	8	0.75	1.06	12.68	-37.34	-1.84	-218.1	3 8.70	47.47	2.56	0.91	8.42
cyclohexane trans-1,4-dimethyl	8	0.79	-0.28	11.18	-37.34	-1.84	-218.1	3 6.67	46.3	0.4	-0.35	7.27
cyclohexane ethyl cyclohexane	8	1.06	1.44	12.76	-37.34	1.48	1 - 218.	3 7.00	23.89	-0.33	0.21	7.06
propyl cyclopentane	8	-	-	-	-39.95	-	206. - 1	-1	-	-	-	-
cis-octahydro-1H-indene	9	-	-	-	-	-	-6	-	-	-	-	-
trans-octahydro-1H-indene	9	-	-	-	-	-	-	-	-	-	-	-
butyl cyclopentane	9	-	1.95	9.99	-	0.65	-	-0.73	17.64	-5.68	0.28	6.02
propyl cyclohexane	9	2.28	2.68	12.47	-24.71	6.55	-169	6 0.73	16.51	-6.45	0.29	6.05
1,1-bicyclopentyl	10	-	-	-	-24.63	-	4 158. -	-4	-	-	-	-
cis-decahydronaphthalene	10	-	7.33	28.01	-	-	-7	4 5.8	7.31	-2.13	7.69	18.4
trans-decahydronaphthalene	10	-2.26	5.28	25.24	-23.16	-13.02	-169	6 4.58	7.31	-2.13	5.99	16.9 3
butyl cyclohexane	10	2.73 3.10	3.85	12.43	-25.1 40.75	2.88 29.15	208. - 4	1 15.94	20.9	1.73	0.78	5.67 2

Figure 4: Plot of experimental  $T_b$  versus  $T_b$ s obtained from the GCMs.

represents group contribution of third order of type- $k$ . For  $V_c$ ,  $f(x) = V_C - V_{c0}$ . Consequently,

$$V_C - V_{c0} = (\sum_i N_i V_{c1i} + \sum_j M_j V_{c2j} + \sum_k O_k V_{c3k}) \quad (18)$$

$$V_C = 1/(\sum_i N_i V_{c1i} + \sum_j M_j V_{c2j} + \sum_k O_k V_{c3k}) + V_{c0} \quad (19)$$

$V_{c0}$  is a universal constant (adjustable parameter) with a value  $7.95 \text{ cm}^3/\text{mol}$ ,  $V_{c1i}$  represents group contribution of first order of type- $i$ ,  $V_{c2j}$  represents group contribution of second order of type- $j$  and  $V_{c3k}$  represents group contribution of third order of type- $k$ .

For  $T_m$ ,  $f(x) = \exp(T_m/T_{m0})$ . Therefore,

$$\exp(T_m/T_{m0}) = (\sum_i N_i T_{m1i} + \sum_j M_j T_{m2j} + \sum_k O_k T_{m3k}) \quad (20)$$

$$T_m = T_{m0} \ln(\sum_i N_i T_{m1i} + \sum_j M_j T_{m2j} + \sum_k O_k T_{m3k}). \quad (21)$$

$T_{m0}$  is a constant (adjustable parameter) with value 147.450 k.  $T_{m1i}$  represents group contribution of first order of type- $i$ ,  $T_{m2j}$  represents group contribution of the second order of type- $j$ ,  $T_{m3k}$  represents group contribution of third order of type- $k$ .

For  $T_b$ ,  $f(x) = \exp(T_b/T_{b0})$ . Hence,

$$\exp(T_b/T_{b0}) = (\sum_i N_i T_{b1i} + \sum_j M_j T_{b2j} + \sum_k O_k T_{b3k}) \quad (22)$$

$$T_b = T_{b0} \ln(\sum_i N_i T_{b1i} + \sum_j M_j T_{b2j} + \sum_k O_k T_{b3k}). \quad (23)$$

$T_{b0}$  is a constant (adjustable parameter) with value 222.543 k.  $T_{b1i}$  represents group contribution of first order of type- $i$ ,  $T_{b2j}$  represents group contribution of the second order of type- $j$ ,  $T_{b3k}$  represents group contribution of third order of type- $k$ . A table of the contributions for various atoms or groups as proposed by M & G is readily available [1].

### 3. Results and Discussion

Three GCMs were employed in the prediction of the critical properties. TPPs were estimated by C & G and M & G. Tables 1 and 2 show the predicted  $T_c$ ,  $P_c$  and  $V_c$  values. Tables 3 and 4 contain predicted  $T_b$  and  $T_m$  for the cycloalkanes. Experimental data for the various TPPs used in the comparison are presented on tables 5 and 6. LYD required molecular weight (M) and

$T_b$  as input parameters, they are also shown on tables 5 and 6. Where experimental  $T_b$  was not found in the literature for a particular cycloalkane,  $T_b$  predicted by the method of C & G was utilized. Deviations of the predicted properties from available experimental data were calculated using the equations below:

$$\text{Deviation}\% = \frac{\text{Exp (data)} - \text{Pred (data)}}{\text{Exp (data)}} \times 100.$$

$$\text{Average Relative Deviation} = \frac{\Sigma \text{Deviation}}{N}$$

Table 7 shows the deviations of predicted critical properties and TPPs from available experimental data. The experimental data were obtained from the Handbook of Chemical Compound Data for Process Safety [19].

LYD provided better results for  $T_c$  prediction with Average Relative Deviation of 0.02 %. M & G with ARD of 14.64 % under predicted  $T_c$  for all the compounds. C & G with ARD of 1.57 %, like Lydersen's method, gave results comparable with experimental data. Figure 1 is a comparative plot of experimental  $T_c$  and the  $T_c$ s obtained from the GCMs.

As the number of carbon atoms increased, the predicted  $P_c$  decreased for the three methods. This trend is typical of organic compounds. LYD and M & G predicted  $P_c$  values that were similar. The latter with ARD of -1.49 % gave a better prediction of  $P_c$ . C & G with an ARD of -31.55 % under predicted  $P_c$  as shown on figure 2.

C & G under predicted  $V_c$  for most of the compounds as can be seen on figure 3. As the number of carbon atoms increased the accuracy of the predicted  $V_c$  by LYD declined. LYD and M & G proved more efficient in this particular critical property as they gave values close to available experimental data with ARD of 2.6 % and -4.35 %, respectively. ARD for C & G was 23.97 %.

The method of C & G with ARD of 0.63 % proved a more reliable method for the prediction of  $T_b$ . It was able to differentiate between structural isomers having different boiling points in most cases. The method of M & G slightly under predicted  $T_b$  with ARD of 10.30 % as shown on figure 4.

#### 4. Conclusion

Three GCMs were employed in the prediction of some critical and TPPs, namely;  $T_c$ ,  $P_c$ ,  $V_c$ ,  $T_b$  and  $T_m$ , for cycloalkanes. The predicted properties were compared with available experimental data. LYD provided better results for  $T_c$  prediction with Average Relative Deviation of 0.02 %. C & G predicted  $P_c$  values that were similar to values obtained experimentally. With ARD of -1.49 %, it gave a better prediction of  $P_c$ . LYD proved more efficient in the prediction of  $V_c$  with ARD of 2.6 %. C &

G with ARD of 0.63 % proved a more reliable method for the prediction of  $T_b$ .

#### References

- [1] J. Marrero & R. Gani, "Group-contribution based estimation of pure component properties", *Fluid Phase Equilibria* **183** (2001) 183.
- [2] L. Constantinou & R. Gani, "New group contribution method for estimating properties of pure compounds", *American Institution of Chemical Engineering journal* **10** (40) (1994) 1697.
- [3] C. Patrascioiu & B. Doicin, "Property estimation of commercial ecological gasoline", *Chemical Engineering Transactions* **43** (2015) 247.
- [4] C. W. Chidiebere, C. E. Durua, JP & C. Mbagwubu, "Application of computational chemistry in chemical reactivity: a review", *Journal of the Nigerian Society of Physical Sciences* **3** (2021) 292.
- [5] C. Ootobrise, "Prediction of pure component properties of alkenes and dienes by group contributions", *Chemical Engineering Transactions* **80** (2020) 121.
- [6] Z. Kolská, M. Zábanský, & A. Randova, *A Group Contribution Methods for Estimation of Selected Physico-Chemical Properties of Organic Compounds*. In (Ed.), *Thermodynamics - Fundamentals and Its Application in Science*. IntechOpen (2012). <https://doi.org/10.5772/49998>.
- [7] S. Chtıta, M. Bouachrine & T. Lakhlifi, "Basic approaches and applications of QSAR/QSPR methods", *Revue Interdisciplinaire* **1** (2016) 2.
- [8] K.O. Monago & C. Ootobrise, "Estimation of pure component properties of fatty acids and esters", *Journal of Chemical Society of Nigeria* **35** (2010) 143.
- [9] J. Brown, C. Zilio, & A. Cavallini, "Thermodynamic properties of eight fluorinated olefins", *International Journal of Refrigeration* **33** (2010) 235.
- [10] M. Sales-Cruz, G. Aca-Aca, O. Sanchez-Daza & T. Lopez-Arenas, "Predicting critical properties, density and viscosity of fatty acids, triacylglycerols and methyl esters by group contribution methods". *Computer-Aided Chemical Engineering* **28** (2010) 1763.
- [11] S. Pereda, E. Brignole & S. Bottini, *Equations of state in chemical reacting systems*. In: *Applied Thermodynamics of Fluids*, Goodwin, A. R. H.; Sengers, J. V. & Peters, C. J. (Eds.), 1st Edition, United Kingdom, Royal Society of Chemistry, Cambridge (2010).
- [12] B. Schmid & J. Gmehling, "Revised parameters and typical results of the VTPR group contribution equation of state", *Fluid Phase Equilibria* **317** (2012) 110.
- [13] K. Tochigi, S. Kurita, Y. Okitsu, K. Kurihara & K. Ochi, "Measurement and prediction of activity coefficients of solvents in polymer solutions using gas chromatography and a cubic-perturbed equation of state with group contribution", *Fluid Phase Equilibria* **228** (2005) 527.
- [14] K. Joback & R.C. Reid, "Estimation of pure-component properties from group-contributions", *Chemical Engineering Communications* **57** (1987) 233.
- [15] S. Campbell, & G. Thodos, "Prediction of saturated-liquid densities and critical volumes for polar and nonpolar substances", *Journal of Chemical and Engineering Data* **30** (1985) 102.
- [16] K. Shahbaz, S. Baroutian, F.S. Mjalli, M.A. Hashim & I.M. AlNashef, "Densities of ammonium and phosphonium based deep eutectic solvents: Prediction using artificial intelligence and group contribution techniques", *Thermochimica Acta* **527** (2012) 59.
- [17] H. Liaw & Y. Chiu, "A general model for predicting the flash point of miscible mixtures", *Journal of Hazardous Materials* **137** (2006) 38.
- [18] R.C. Reid, J.M. Prausnitz & T.K. Sherwood, *The properties of gases and liquids*, United States of America, McGraw-Hill Book Company, New York (1977).
- [19] C.L. Yaws, *Handbook of chemical compound data for process safety*, United States of America, Gulf Publishing Company, Houston, Texas (1997).